



SOUTH DAKOTA  
DEPARTMENT  
OF PUBLIC SAFETY

prevention ~ protection ~ enforcement

**The South Dakota Department of Public Safety includes 12 agencies with the mission to keep South Dakota a safe place in which to live, work, visit and raise a family.**

**Our agencies work to protect and serve South Dakota by:**

- Coordinating with state, local and tribal governments to prevent acts of terrorism.
- Communicating homeland security terrorism preventive and response measures to private and public entities.
- Providing highway patrol services that protect our citizens and visitors by promoting public safety through education, enforcement and example. Commercial vehicle regulation is also part of the Highway Patrol.
- Providing highway safety grants and information.
- Compiling and analyzing accident records and motor vehicle crash data.
- Developing and integrating all hazard emergency plans for disasters.
- Assisting state, local, and tribal governments with emergency management efforts to prepare, respond, recover and mitigate natural and man-made disasters before they occur.
- Providing fire prevention services including fire reporting, training, investigation, public education, fire prevention, code enforcement and other state fire marshal services.
- Coordinating a statewide 9-1-1 system by providing local governments in South Dakota with technical assistance, funding oversight, and monitoring administrative rule compliance.
- Issuing identification, testing, licensing and regulating commercial and non-commercial drivers.
- Providing state inspections and weights and measures services for businesses and consumers.

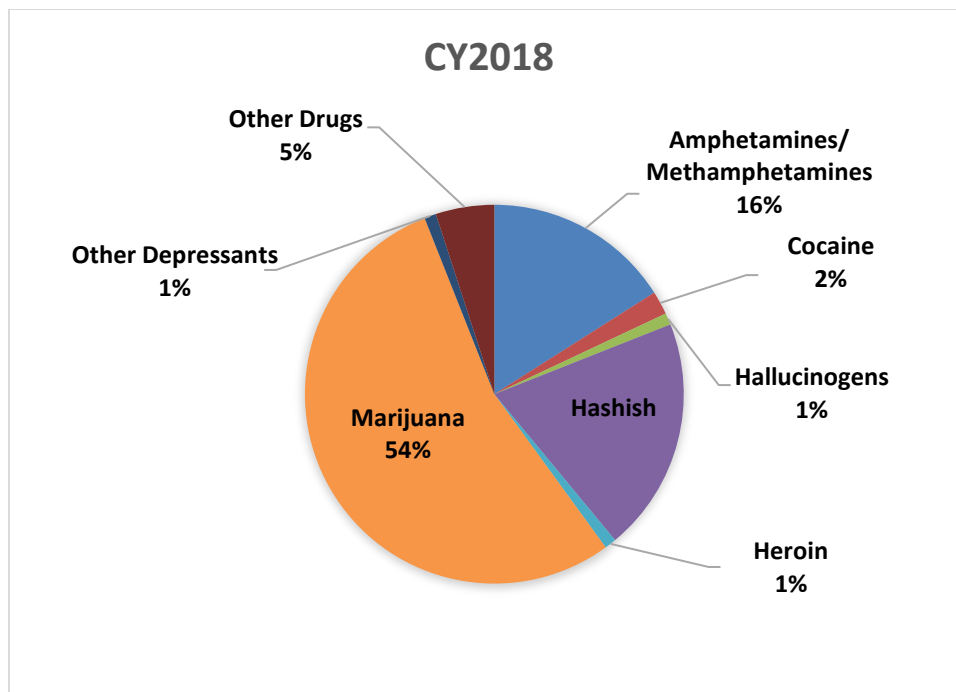
**The Office of Homeland Security assists in our mission by:**

- Coordinating with state, local and tribal governments to prevent acts of terrorism.
- Communicating homeland security terrorism preventive and response measures to private and public entities.

<b>Homeland Security</b>	<b>Grant Year 15</b>	<b>Grant Year 16</b>	<b>Grant Year 17</b>	<b>Grant Year 18</b>
<b># of Agencies Served</b>				
Local	95	108	89	101
State	8	8	7	8
<b># of Projects Funded</b>				
Local	137	122	101	108
State	22	14	14	11

**The Highway Patrol assists in our mission by:**

- Providing highway patrol services that protect our citizens and visitors by promoting public safety through education, enforcement and example. Commercial vehicle regulation is also part of the Highway Patrol.



<b>Highway Patrol</b>	<b>FY15 Actual</b>	<b>FY16 Actual</b>	<b>FY17 Actual</b>	<b>FY18 Actual</b>	<b>FY19 Actual</b>
Percent of Time Patrolling Public Hwys	54%	59%	55%	59%	60%
Enforcement Activity:					
DWI	2,329	2,492	2,314	2,389	2,242
Warnings Issued	95,515	97,638	87,663	100,553	86,638
Citations Issued	56,530	58,470	57,131	64,399	56,067
Bus Inspections (Hours)	649	563	203	613	121
Motorist Assists (Hours)	1,736	2,347	2,395	2,208	2,191
Safety Education Hours	3,932	4,067	3,731	3,567	4,744
Drug Related Arrests:					
Felony	882	1,014	997	1,367	1,842
Misdemeanor	3,004	3,386	2,780	3,738	3,710
Stationary/Mobile Port Activity:					
Trucks Checked	585,095	659,714	615,068	648,093	470,110
Total Miles Driven All Operations	5,227,090	5,264,425	5,057,264	5,441,404	5,205,967
Fatal Accidents Investigated by SDHP	86/80%	95/86%	72/78%	95/79%	70/84%
Injury Accidents Investigated by SDHP	879/24%	1,053/26%	912/24%	860/25%	647/29%
Non-injury Accidents Investigated by SDHP	2,647/21%	2,842/21%	2,876/21%	2,965/21%	2,248/21%

**The Office of Highway Safety assists in our mission by:**

- Providing highway safety grants and information:

<b>Highway Safety</b>	<b>FY15 Actual</b>	<b>FY16 Actual</b>	<b>FY17 Actual</b>	<b>FY18 Actual</b>	<b>FY19 Actual</b>
Highway Safety Projects Funded	94	117	107	108	95
Motorcycle Safety Courses Offered	335	339	345	340	341
Motorcycle Riders Trained	1,786	1,771	1,741	1,706	1,723

For FFY2019 (October 1, 2018-September 30, 2019), the South Dakota Office of Highway Safety will dedicate funds to the following projects that will focus on seatbelt use:

- Law Enforcement Overtime, which includes seatbelt enforcement if noted after stop
- Community Outreach Programming (adults, younger drivers, and children)
- Seatbelt Survey as required by Feds (to determine the seatbelt use rate in SD)
- Seatbelt Advertising (TV, radio, social media, billboards)

**The Office of Accident Records assists in our mission by:**

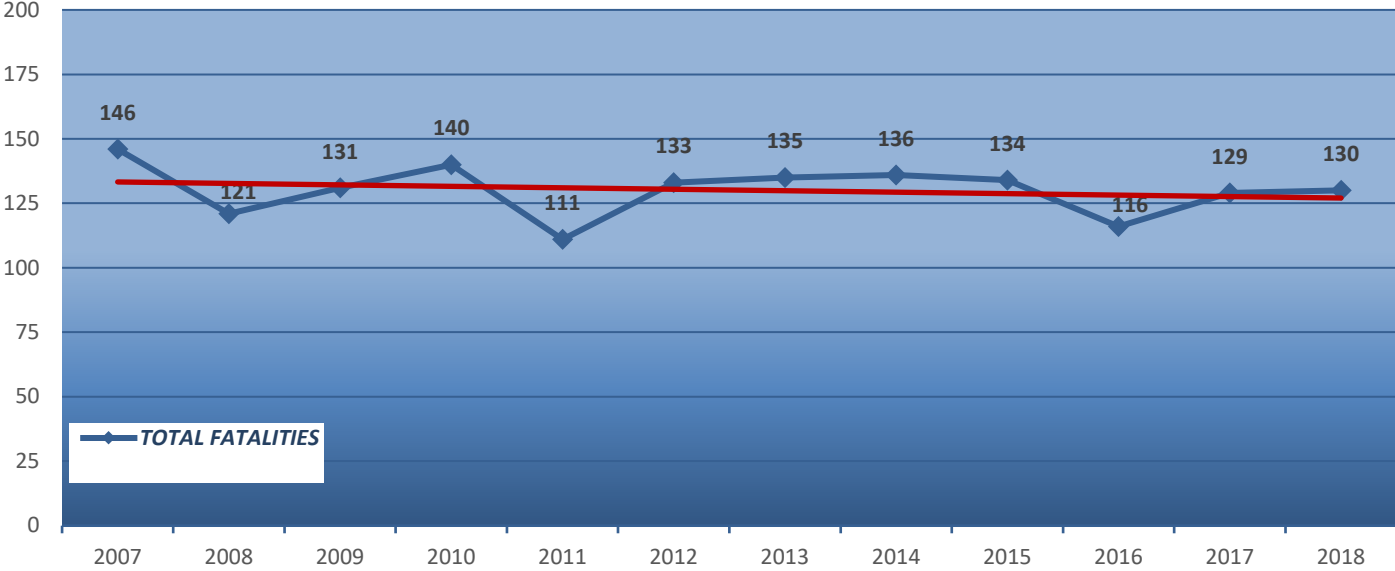
- Compiling and analyzing accident records and motor vehicle crash data.

<b>Accident Records</b>	<b>FY15 Actual</b>	<b>FY16 Actual</b>	<b>FY17 Actual</b>	<b>FY18 Actual</b>	<b>FY19 Actual</b>
Accidents Processed	16,868	17,952	17,465	17,663	16,991
Fatal Crashes Processed	107	111	92	127	115

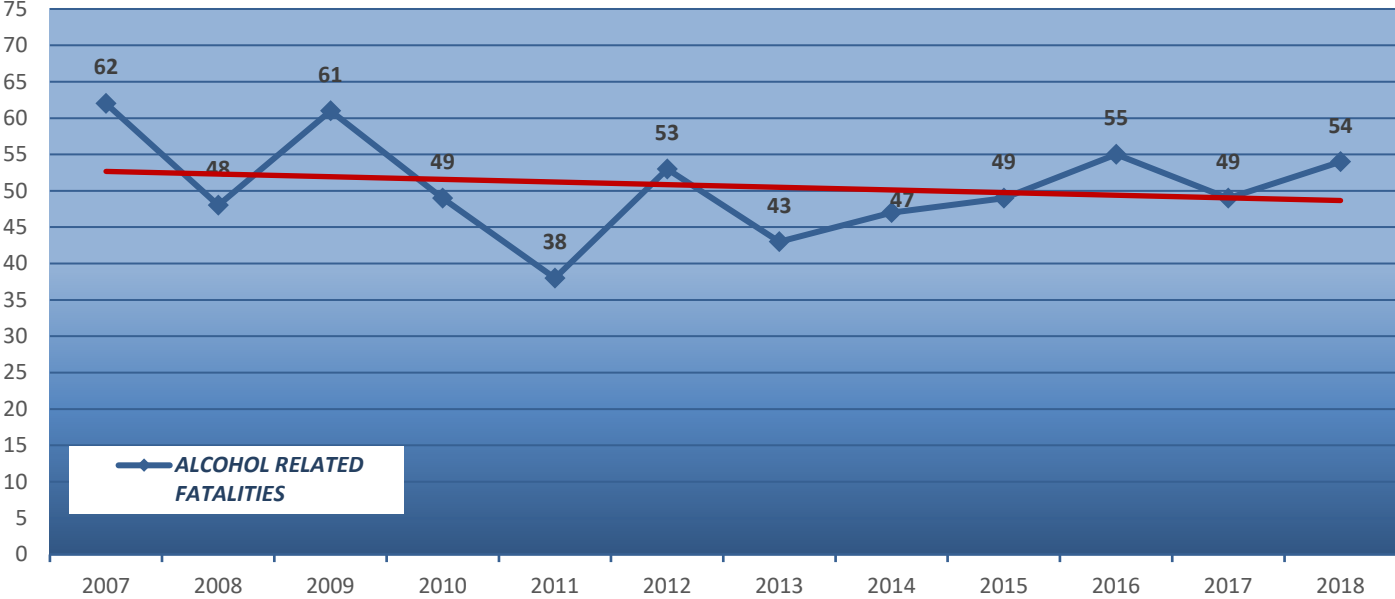
- **44%** of all speed-related crashes involve drivers under age 25
- **27.7%** of all alcohol-related crashes involve drivers under age 25
- Percent of licensed drivers under the age of 25? **14.9%**

<b>2019 Fatalities' Seat Belt Usage - Year to Date</b>		<b>Speed &amp; Alcohol Related Fatalities - Year to Date</b>			
<i>Belt usage may change as additional information is received</i>					(2014-2018)
		<b>2019</b>	<b>2018</b>	<b>%change</b>	<b>5 yr avg</b>
<b>30</b>	With belt				
		41.67%			
<b>39</b>	Without belt				
		54.17%			
<b>3</b>	Unknown				
		4.17%			
<b>22</b>	Not applicable (Motorcycle, Pedestrian, etc.)				
<b>94</b>	<b>Total Fatalities</b>				
		<b>16</b>	<b>51</b>	<b>-68.6%</b>	<b>47</b>
		<b>19</b>	<b>44</b>	<b>-56.8%</b>	<b>33</b>
		<i>These are preliminary numbers and may change as additional information is received</i>			

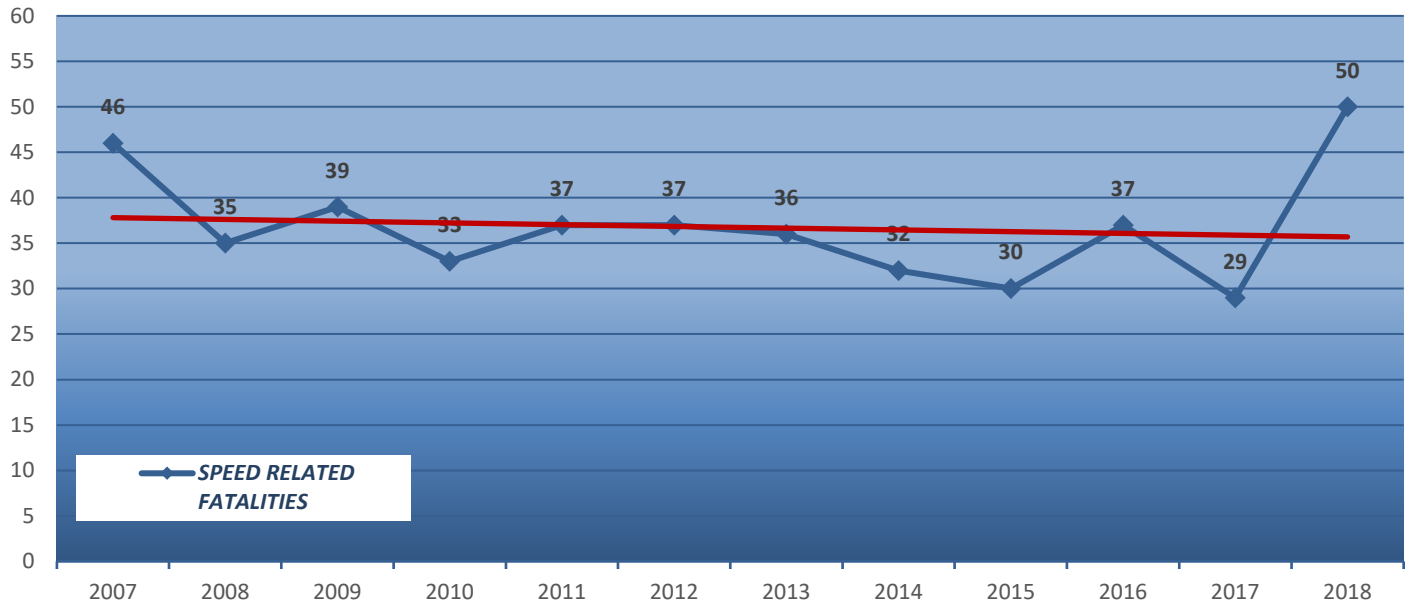
### SOUTH DAKOTA TRAFFIC CRASH FATALITIES 2007-2018



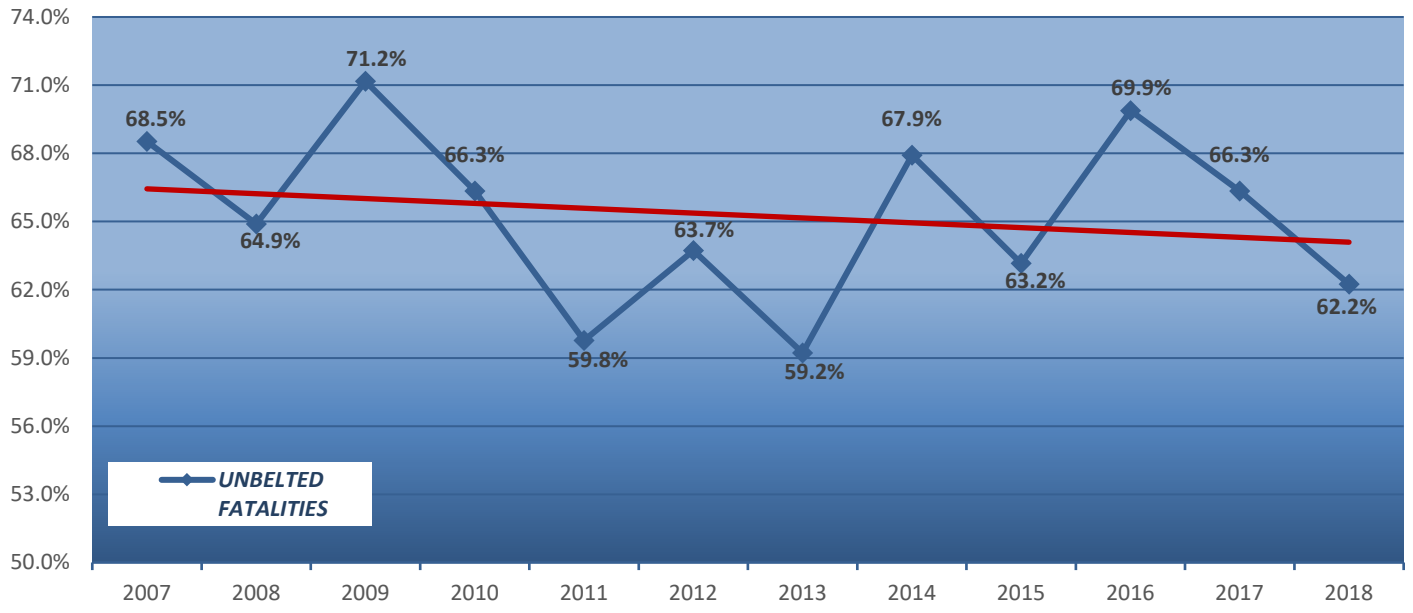
### ALCOHOL RELATED FATALITIES 2007-2018

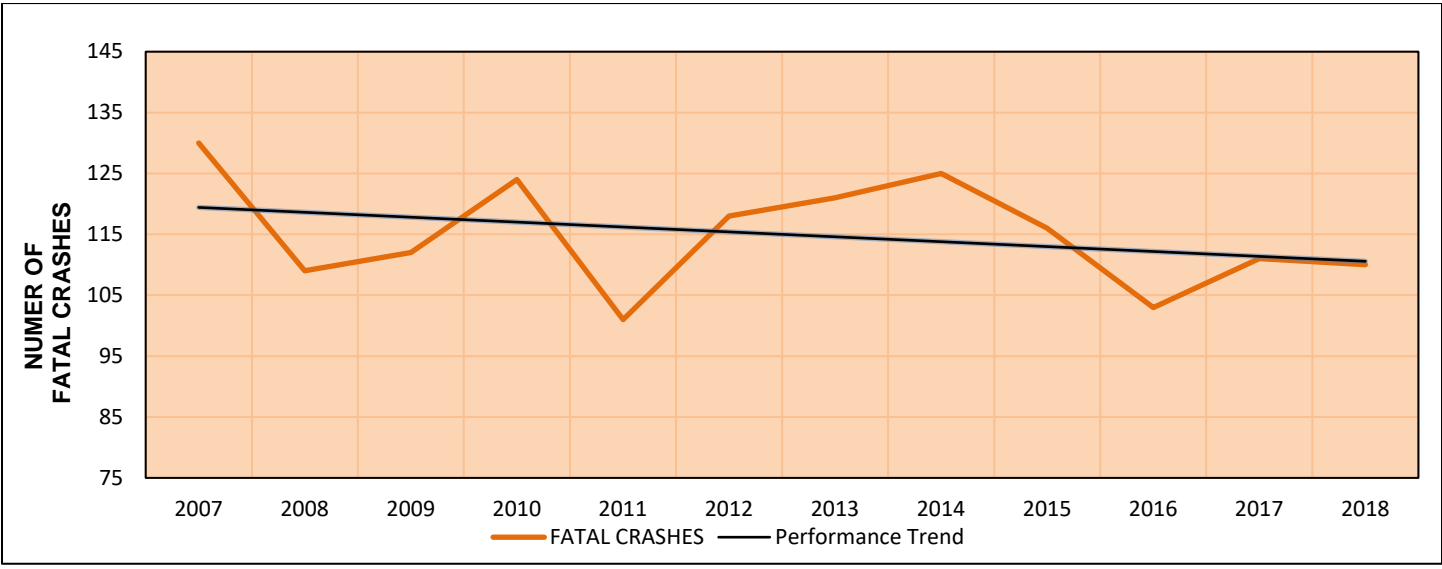
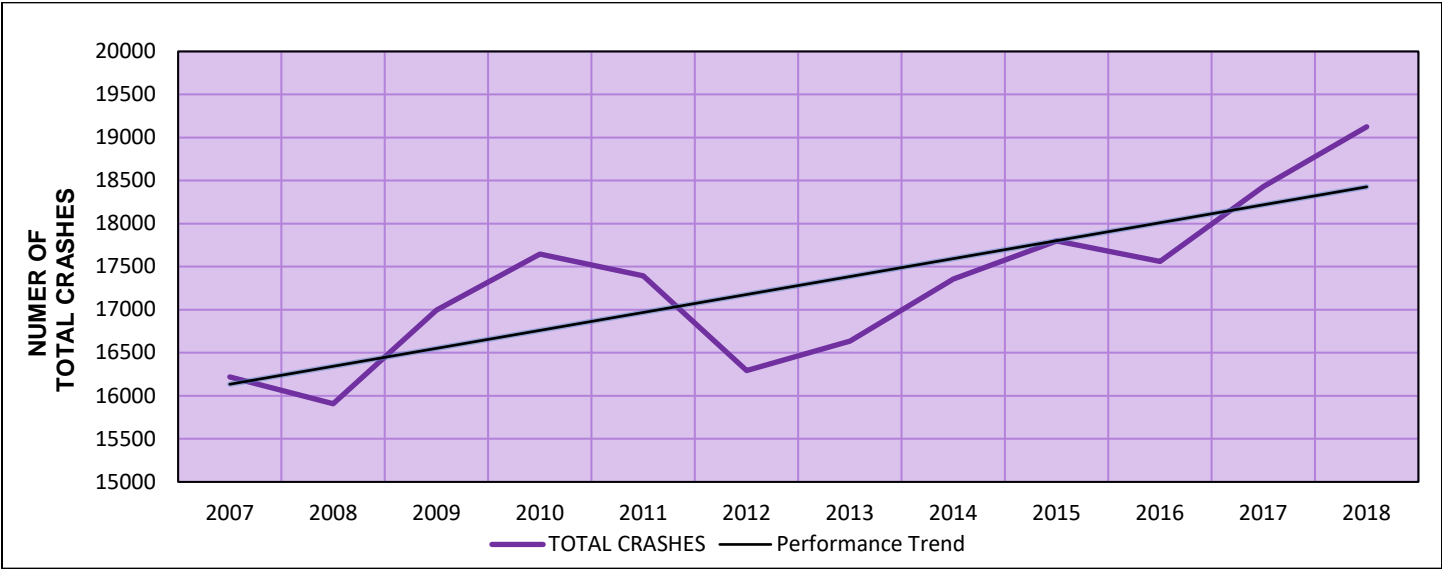
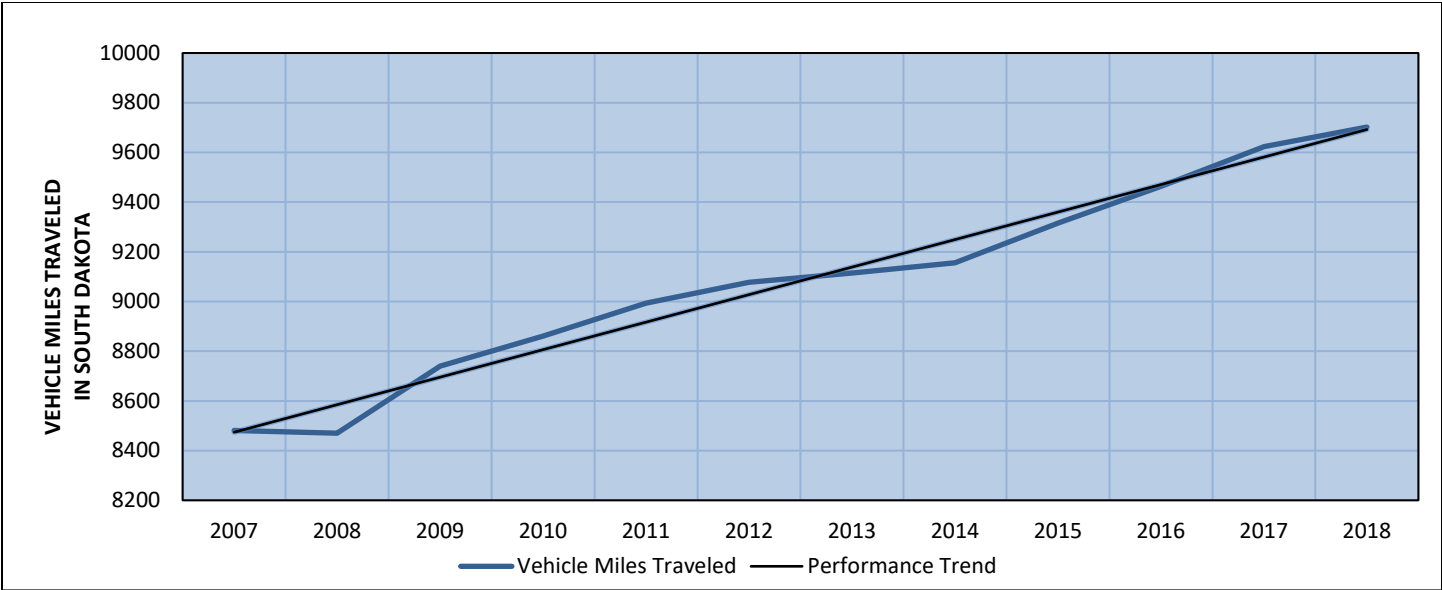


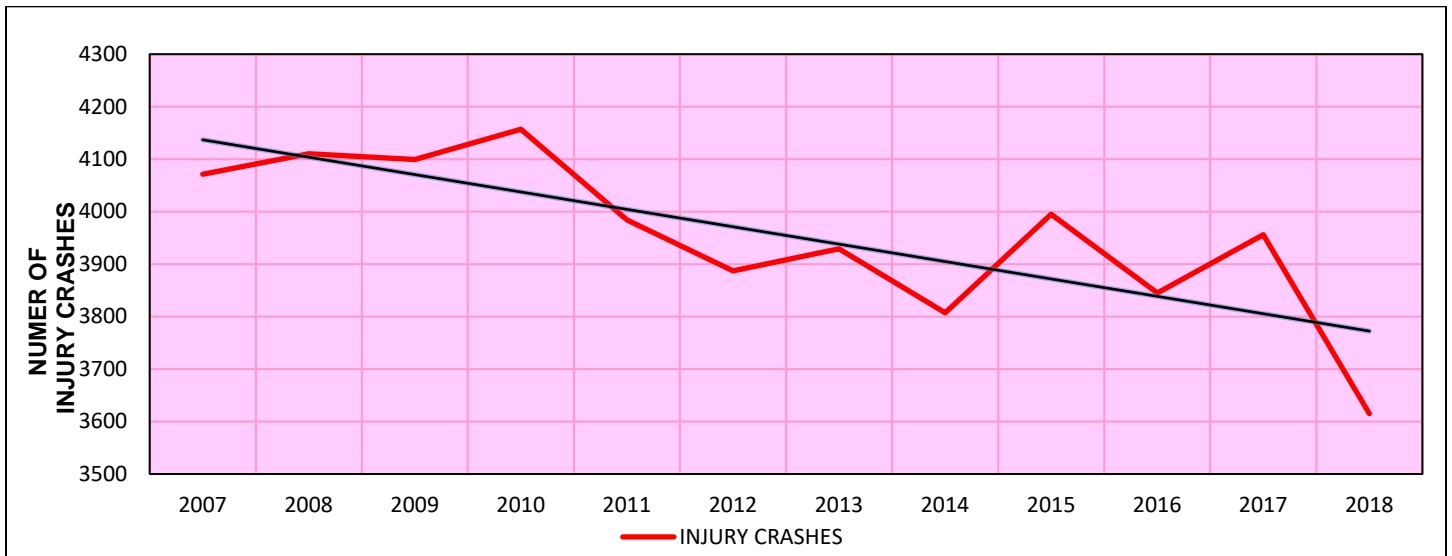
### SPEED RELATED FATALITIES 2007-2018



### UNBELTED FATALITIES 2007-2018







Seatbelt Use Rate (increase over the last five years):

- 2014: 68.9%
- 2015: 73.6%
- 2016: 74.2%
- 2017: 74.8%
- 2018: 78.9%



**The Office of Emergency Management assists in our mission by:**

- Developing and integrating all hazard emergency plans for disasters.
- Assisting state, local, and tribal governments with emergency management efforts to prepare, respond, recover and mitigate natural and man-made disasters before they occur.

<b>Emergency Management</b>	<b>FY15 Actual</b>	<b>FY16 Actual</b>	<b>FY17 Actual</b>	<b>FY18 Actual</b>	<b>FY19 Actual</b>
On-site Assistance/Counties/Districts & Tribes Visited	443/66	695/72	599/72	491/72	458/72
Duty Officer Calls	328	315	257	231	265
Active Disasters	10	7	8	6	6
# of disaster Project Worksheets	6,361	3,435	3,450	3,329	3,329
# of Disaster Large Projects	616	237	255	63	32
# of Disaster Payments	221	121	117	77	40
# of Disasters Closed this Year	1	2	1	2	0
Total FEMA Disaster Dollars (millions)	248	161	176	163	163
# of Mitigation Projects	134	96	140	45	91
Total FEMA Mitigation Dollars (millions)	25	30	20	2	12
# of Trainings Coordinated	41	57	58	43	55
# of People Trained	738	1,105	1,539	1,309	1,531
# of Exercises Coordinated	38	43	42	26	22
# of Exercise Participants	1,610	1,311	1,252	1,372	1,125
# of Local & Tribal Planning Contacts Made	123	236	905	816	744
# of Sate & Federal Planning Contacts Made	362	444	2,421	2,149	1,472
# of VOAD Planning Contacts Made	368	404	283	262	376
# of Social Media Followers	3,874	4,980	6,049	8,054	10,601

**The State Fire Marshal's Office assists in our mission by:**

- Providing fire prevention services including fire reporting, training, investigation, public education, fire prevention, code enforcement and other state fire marshal services.

<b>Fire Marshal</b>	<b>FY15 Actual</b>	<b>FY16 Actual</b>	<b>FY17 Actual</b>	<b>FY18 Actual</b>	<b>FY19 Actual</b>
Fire Investigations	79	86	71	69	61
Schools Inspected	223	215	234	212	181
Fireworks Licenses	393	375	379	383	380
Boiler Inspections/Insurance	2,409	2,634	2,566	2,294	2,227
Boiler Inspections/State	1,913	2,099	2,099	2,477	2,522
Firesafe Cigarette Registrations	10	3	85	9	6
Certified Firefighters	168	206	258	206	219
Smoke Alarm Grant Program	2,913	2,521	1,200	950	900

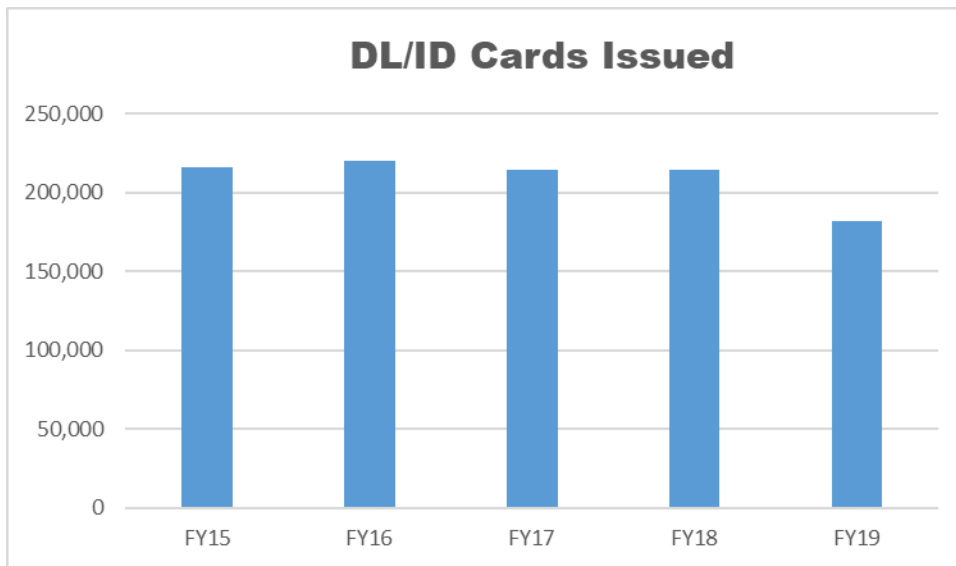
**The State 9-1-1 Coordination Program assists with our mission by:**

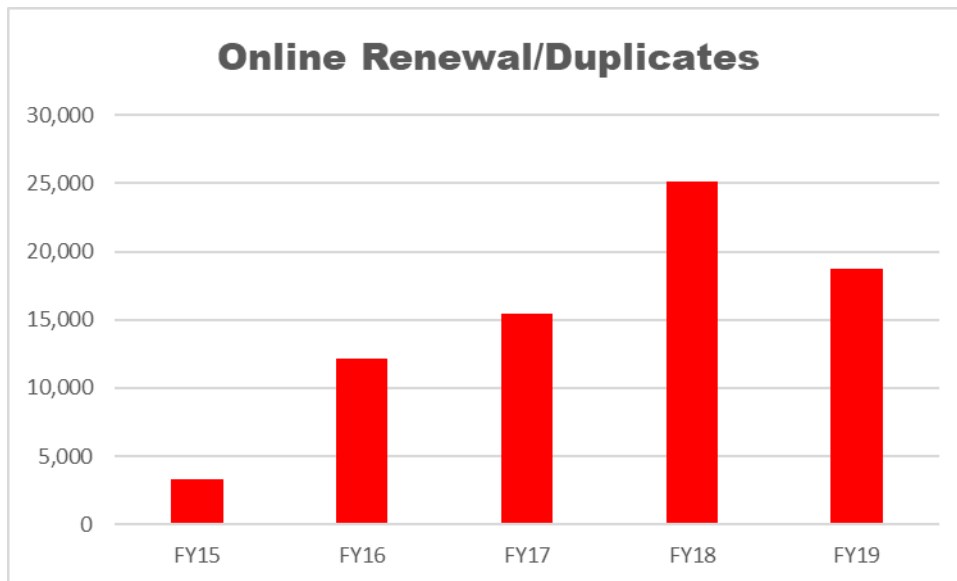
- Coordinating a statewide 9-1-1 system by providing local governments in South Dakota with technical assistance, funding oversight, and monitoring administrative rule compliance.

<b>9-1-1 Coordination Fund</b>	<b>FY15 Actual</b>	<b>FY16 Actual</b>	<b>FY17 Actual</b>	<b>FY18 Actual</b>	<b>FY19 Actual</b>
Total # of PSAPs	33	32	32	32	32
Average # of Lines per Month	822,908	814,392	806,727	813,917	819,242
% of PSAPs compliant w/ Admin Rule	45%	75%	82%	100%	100%
% of PSAPs/Counties w/ no mis-use of funds	100%	100%	100%	100%	100%
Total # of PSAPs cut over to CPE	1	13	27	28	28
Total # of PSAPs cut over to ESnet				4	0

**The Driver Licensing Program assists with our mission by:**

- Issuing identification, testing, licensing and regulating commercial and non-commercial drivers.





**The State Inspection Program and Office of Weights and Measures assist with our mission by:**

- Providing state inspections and weights and measures services for businesses and consumers.

	FY15 Actual	FY16 Actual	FY17 Actual	FY18 Actual	FY19 Actual
<b>Weights &amp; Measures Inspections</b>					
Heavy Scales Inspections	2,347	2,365	1,772	2,136	1,387
Retail Scales, Pumps, Meters	8,410	8,158	8,133	6,012	4,853
Metrology Lab	2,503	3,470	3,615	3,998	3,594
Bulk LP	61	98	106	49	106
<b>Inspections for Other Agencies:</b>					
DOE	1,096	1,145	1,101	811	811
DSS	792	687	754	775	731
Lottery	20,207	20,961	18,196	11,050	13,400
DOH	8,349	7,917	7,121	7,688	7,516
DOA	2,102	2,120	1,753	1,422	1,288
FM	223	215	234	191	187
USDA COOL Inspections			22	16	17
Complaints/Requests	21/32	18/28	19/4	15/4	6/3

**The Victims' Services Program assists in our mission by:**

- Providing funding to programs that offer shelter, advocacy, crisis counseling, and other victims' services to sexual assault, domestic violence, stalking, and other violent crimes.
- Providing monetary assistance to victims of violent crimes.

<b>Victims Services</b>	<b>FY15 Actual</b>	<b>FY16 Actual</b>	<b>FY17 Actual</b>	<b>FY18 Actual</b>	<b>FY19 Actual</b>
Unduplicated Victims Served	13,298	13,298	12,662	11,956	14,430
Unduplicated Victims Sheltered	3,034	3,034	3,307	3,149	2,799
Victims Compensation Claims Approved	198	268	255	158	106
Victims Compensation Application Received					126