











**SB 143 - LEGISLATIVE PERFORMANCE MANAGEMENT REVIEW**  
**of the**  
**DEPARTMENT of ENVIRONMENT and NATURAL RESOURCES (DENR)**

***“DENR Outcomes and Metrics to Measure Success”***



**DENR's Vision: "Protecting the Environment and Natural Resources in South Dakota for Tomorrow... Today"**

<u>Outcomes</u>	<b>Background Statement</b>	<b>How to Measure Success</b> Goals yellow highlighted	<b>Dashboard for 2014-2015</b> Performance yellow highlighted
<p><b>1. Public Health Protected</b></p> 	<p>DENR regulates two substances that have direct impacts on public health because everyone takes them into their body every day – the water we drink and the air we breathe.</p>	<p><b>No public health outbreaks</b> caused by poor drinking water or air quality</p> 	<p><a href="#">2014 Public Health Outbreaks</a>            Number due to drinking water ..... 0            Number due to air quality ..... 0</p> <p><a href="#">2015 Public Health Outbreaks</a>            Number due to drinking water ..... 0            Number due to air quality ..... 0</p>
<p><b>2. Air and Water Quality Protected</b></p> 	<p>DENR establishes air and surface water quality standards that must meet federal criteria and be approved by EPA, and then operates air and water quality monitoring networks to collect samples that verify whether the standards are being met or not.</p>	<p><b>100% of the state meets national air quality standards</b> and  <b>DENR completes the biennial Integrated Water Quality Report</b> which uses EPA methodology to compare all water quality data collected in the state against water quality standards and filed every two years with EPA</p>	<p><a href="#">2014 Air and Water Quality Metrics</a>            Air quality in attainment..... 100%            Integrated Report filed..... 03/27/2014            *Lake acreage supporting uses .... 44%            *Stream miles supporting uses ..... 30%</p> <p><a href="#">2016 Air and Water Quality Metrics</a>            Air quality in attainment..... 100%            Integrated Report filed..... 08/25/2016            *Lake acreage supporting uses..... 19%            *Stream miles supporting uses ..... 21%</p> <p>*due to ever more stringent standards</p>
<p><b>3. Pollution Prevention</b></p> 	<p>It is better to be proactive and prevent pollution than to have to be reactive and clean it up or seek other remedies.</p>	<p><b>100% of the federal EPA 319 money is obligated each year</b> to prevent nonpoint source water pollution in watershed projects and  <b>100% of old abandoned underground tanks are pulled</b> to prevent groundwater pollution</p>	<p><a href="#">2014 Pollution Prevention Metrics</a>            EPA 319 money obligated.. \$1,887,000            EPA 319 money obligated..... 100%            Abandoned tanks reported..... 121            Abandoned tanks pulled..... 100%</p> <p><a href="#">2015 Pollution Prevention Metrics</a>            EPA 319 money obligated.. \$1,887,000            EPA 319 money obligated..... 100%            Abandoned tanks reported..... 80            Abandoned tanks pulled..... 100%</p>
<p><b>4. Mined Lands and Spills Cleaned Up</b></p> 	<p>Lands disturbed by mining activities and spills can pose public health hazards and be sources of pollution to the air, land, and water.</p>	<p><b>90% of reclamation liabilities are released for reclaimed mines</b> and  <b>90% of all cumulative spills are cleaned up and closed out</b> with no further action needed</p>	<p><a href="#">2014 Cleanup Metrics</a>            Mine sites reclaimed..... 100            Reclamation liability released..... 100%            Spills reported in 2014 ..... 315            Cumulative spills closed out..... 96%</p> <p><a href="#">2015 Cleanup Metrics</a>            Mine sites reclaimed..... 72            Reclamation liability released..... 100%            Spills reported in 2015 ..... 268            Cumulative spills closed out..... 96%</p>

<u>Outcomes</u>	<u>Background Statement</u>	<u>How to Measure Success</u>	<u>Dashboard for 2014-2015</u>
<p data-bbox="92 152 436 326"><b>5. Adequate and Affordable Publicly Owned Environmental Infrastructure</b></p> 	<p data-bbox="476 152 978 732">Adequate and affordable publicly owned environmental infrastructure – drinking water, wastewater, and waste disposal systems – is critical to protecting public health and the environment plus it lays a solid foundation for future economic growth. But many systems in South Dakota have small customer bases and cannot pay for upgrades even with household water and sewer rates in the \$45 to \$50 per month range for community systems and \$100 to \$120 per month range for rural or regional systems, so they need financial assistance.</p>	<p data-bbox="1014 152 1524 472"><b>90% of State Water Plan project applications are funded</b> using grants and low interest loans from the state Water and Environment Fund and EPA State Revolving Fund financial assistance programs to provide environmental infrastructure upgrades and expansions</p> 	<p data-bbox="1554 152 2016 423"><u>2014 Infrastructure Awards</u>  State Consolidated ..... \$11,860,000  State Water Resource ..... \$5,300,000  State Solid Waste ..... \$1,200,000  EPA Revolving Loans ..... \$56,630,000  Small Community Plan ..... \$112,000  Water Quality Grants ..... \$1,420,000  Total dollars awarded ..... \$76,522,000  Project applications funded .... 61/100%</p> <p data-bbox="1554 461 2016 732"><u>2015 Infrastructure Awards</u>  State Consolidated ..... \$19,800,000  State Water Resource ..... \$7,000,000  State Solid Waste ..... \$3,330,000  EPA Revolving Loans ..... \$84,600,000  Small Community Plan ..... \$166,000  Water Quality Grants ..... \$1,050,000  Total dollars awarded ..... \$115,946,000  Project applications funded .... 55/100%</p>
<p data-bbox="92 802 453 902"><b>6. Environmental and Business Friendly Climates Maintained</b></p> 	<p data-bbox="476 802 978 1008">To operate in South Dakota and be a good neighbor, businesses need to know the rules; environmental permits are the roadmaps to state requirements for protecting public health and the environment.</p> 	<p data-bbox="1014 802 1524 1049"><b>100% of contested environmental permits are upheld</b> by the appropriate permit issuing authority, state board, or court which confirms that DENR has drafted the permits to be technically correct and legally defensible</p> 	<p data-bbox="1554 764 2016 1130"><u>2014 Permits Issued by DENR</u>  Air Quality permits ..... 81  Ground Water Discharge ..... 6  Mine permits ..... 2  Oil and Gas Board Orders ..... 44  Surface Water Discharge permits .... 45  Underground Injection Control ..... 3  Waste Management permits ..... 44  Water Right permits ..... 209  Total ..... 434  Contested permits ..... 19 or 4%  Contested permits upheld ..... 100%</p> <p data-bbox="1554 1167 2016 1528"><u>2015 Permits Issued by DENR</u>  Air Quality permits ..... 101  Ground Water Discharge ..... 5  Mine permits ..... 1  Oil and Gas Board Orders ..... 7  Surface Water Discharge permits .... 46  Underground Injection Control ..... 3  Waste Management permits ..... 26  Water Right permits ..... 125  Total ..... 314  Contested permits ..... 25 or 8%  Contested permits upheld ..... 100%</p>