

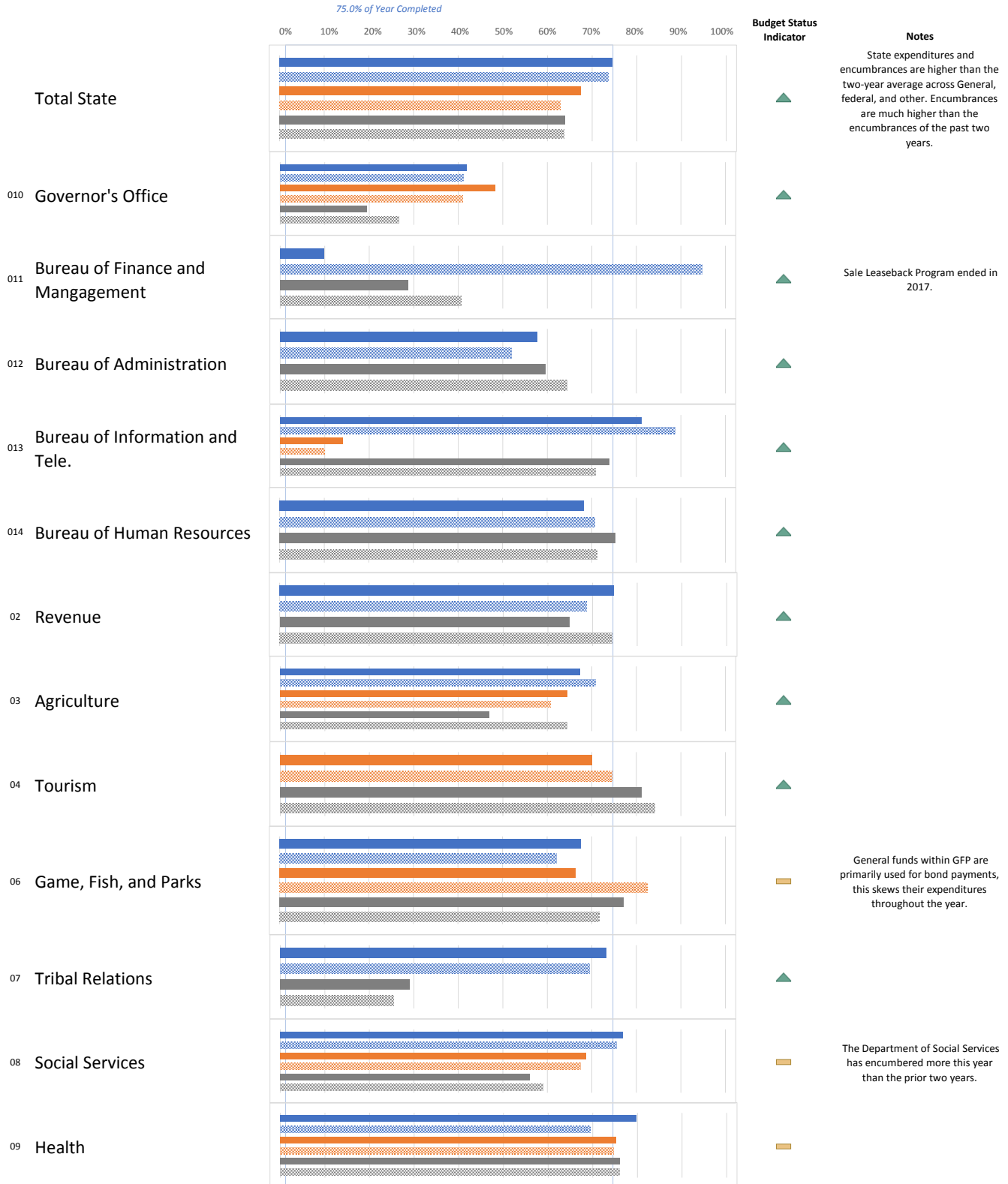
STATE OF SOUTH DAKOTA
**FY18 Total Fund
 Expenditure and Encumbrance Report**



All Funds Appropriated through the General Bill (2017 Session) and HB 1044 (2018 Session Supplemental)

Year To Date (YTD) Expenditures and Encumbrances through March

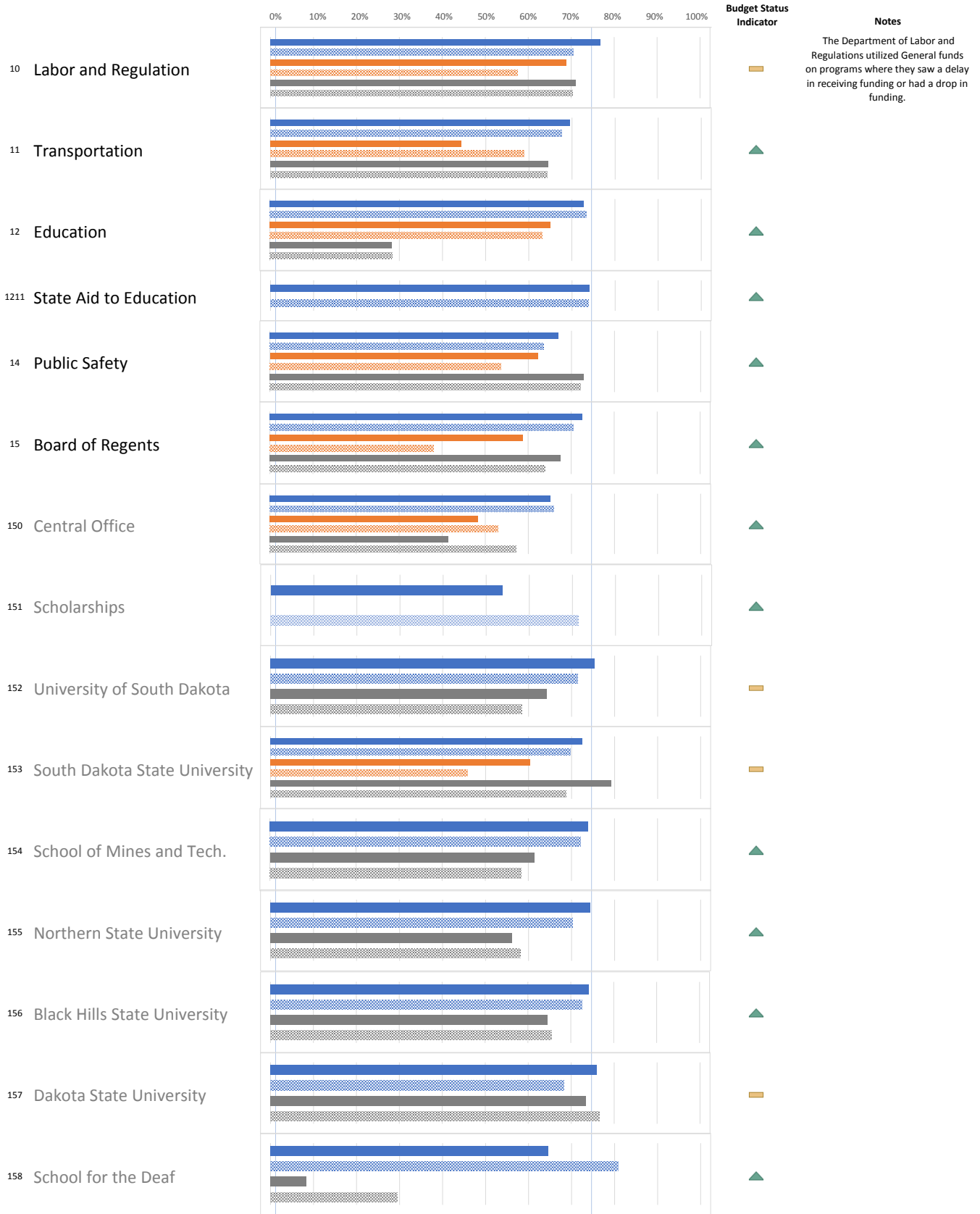
Current General YTD Exp. and Enc.* - March	Current Federal YTD Exp. and Enc.* - March	Current Other YTD Exp. and Enc.* - March
2-Yr. Avg. General Exp. and Enc.* - March	2-Yr. Avg. Federal Exp. and Enc.* - March	2-Yr. Avg. Other Exp. and Enc.* - March



*Excludes expenditure information for continuous appropriations, deferred maintenance, special appropriations, and carryovers

■ Current General YTD Exp. and Enc.* - March
 ■ Current Federal YTD Exp. and Enc.* - March
 ■ Current Other YTD Exp. and Enc.* - March
▨ 2-Yr. Avg. General Exp. and Enc.* - March
▨ 2-Yr. Avg. Federal Exp. and Enc.* - March
▨ 2-Yr. Avg. Other Exp. and Enc.* - March

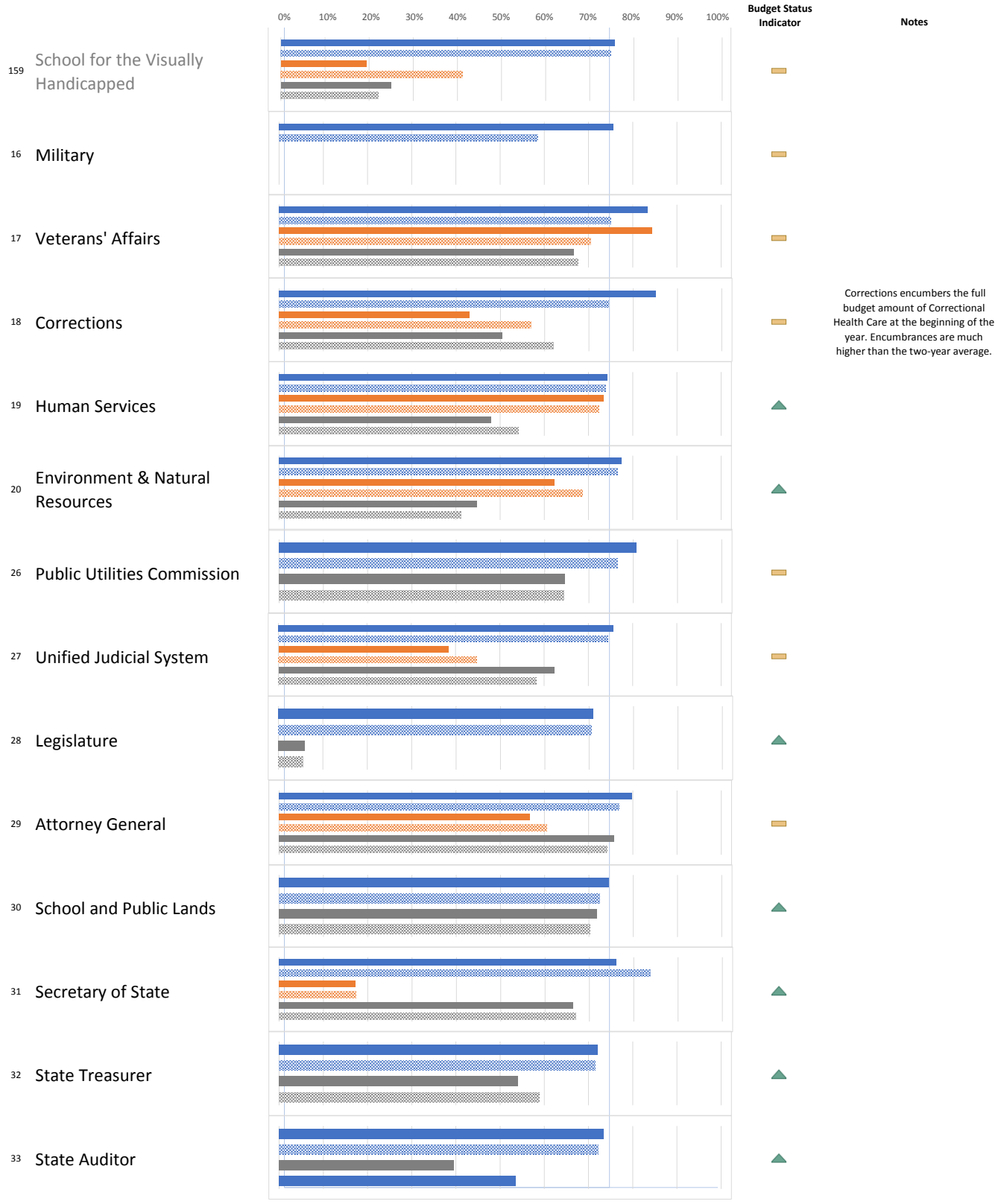
75.0% of Year Completed



*Excludes expenditure information for continuous appropriations, deferred maintenance, special appropriations, and carryovers

■ Current General YTD Exp. and Enc.* - March
 ■ Current Federal YTD Exp. and Enc.* - March
 ■ Current Other YTD Exp. and Enc.* - March
▨ 2-Yr. Avg. General Exp. and Enc.* - March
▨ 2-Yr. Avg. Federal Exp. and Enc.* - March
▨ 2-Yr. Avg. Other Exp. and Enc.* - March

75.0% of Year Completed



*Excludes expenditure information for continuous appropriations, deferred maintenance, special appropriations, and carryovers

**STATE OF SOUTH DAKOTA
FY18 Federal Fund
Expenditure and Encumbrance Report**

2018		FY18 Federal Funds P.S. Budget	FY18 Federal Funds O.E. Budget	FY18 Federal Funds Budget	FY18 YTD P.S. Actual Expenditures	FY18 YTD O.E. Actual Expenditures	FY18 YTD Actual Encumbrances	FY2018 YTD Federal Funds Exp./Enc.	Current Cumulative % of Budget	2-Yr. Avg. Cumulative % of Budget	Variance FY18 Cumulative vs. 2- Yr. Avg.	FY17 YTD Actual Exp.	FY16 YTD Actual Exp.
01	Executive Management	2,763,466	9,538,118	12,301,584	177,990	4,494,185	-	4,672,175	37.98%	25.53%	(1,531,119)	4,808,320	4,264,124
010*	Governor's Office	554,765	8,925,489	9,480,254	102,575	4,480,287	-	4,582,862	48.34%	41.06%	(690,631)	4,701,453	4,110,909
013*	Bureau of Information and Telecom.	121,179	514,120	635,299	75,415	13,898	-	89,313	14.06%	10.01%	(25,711)	106,867	121,907
02*	Revenue	-	300,000	300,000	-	-	-	-	0.00%			-	-
03*	Agriculture	3,201,437	3,776,414	6,977,851	2,535,026	1,960,309	860	4,496,196	64.44%	60.64%	(264,951)	4,337,411	4,583,044
04*	Tourism	-	878,000	878,000	-	614,702	-	614,702	74.50%	74.50%		668,094	640,047
06*	Game, Fish and Parks	947,236	2,673,870	3,621,106	374,727	2,029,009	200	2,403,936	66.39%	82.55%	585,359	3,421,641	2,416,233
08*	Social Services	39,542,442	529,339,065	568,881,507	26,085,589	344,885,933	19,789,390	390,760,913	68.69%	67.54%	(6,560,035)	452,033,624	410,289,618
09*	Health	15,864,399	27,412,592	43,276,991	11,703,541	15,859,086	5,009,881	32,572,508	75.27%	74.59%	(292,996)	33,829,042	29,491,175
10*	Labor and Regulation	17,320,042	13,083,461	30,403,503	11,903,869	7,271,601	1,789,107	20,964,578	68.95%	57.43%	(3,504,005)	19,978,959	20,042,726
11*	Transportation	11,345,533	30,121,451	41,466,984	8,388,327	9,974,185	2,909	18,365,421	44.29%	58.86%	6,043,380	20,002,281	28,637,649
12*	Education	5,366,228	180,883,130	186,249,358	3,833,844	117,323,290	101,556	121,258,690	65.11%	63.08%	(3,776,311)	121,134,840	117,808,927
14*	Public Safety	3,140,236	15,015,564	18,155,800	2,606,464	8,444,422	240,666	11,291,552	62.19%	53.62%	(1,557,087)	11,078,961	10,900,105
15*	Board of Regents	3,460,168	4,929,377	8,389,545	1,753,360	3,183,325	-	4,936,685	58.84%	38.00%	(1,749,043)	56,487,038	51,812,516
150*	Central Office	-	574,447	574,447	-	277,878	-	277,878	48.37%	52.91%	26,053	334,900	272,964
152*	University of South Dakota (USD)	-	-	-	-	-	-	-	45.10%	45.10%	-	13,330,374	11,603,477
153*	South Dakota State University (SDSU)	3,425,861	4,187,811	7,613,672	1,727,220	2,871,294	-	4,598,513	60.40%	45.89%	(1,104,555)	30,441,425	28,785,945
154*	School of Mines and Tech. (SDSM&T)	-	-	-	-	-	-	-	19.16%	19.16%		7,039,753	6,437,213
155*	Northern State University (NSU)	-	-	-	-	-	-	-	47.42%	47.42%		1,271,994	998,547
156*	Black Hills State University (BHSU)	-	-	-	-	21,206	-	21,206	33.87%	33.87%		2,199,597	2,160,497
157*	Dakota State University (DSU)	-	-	-	-	-	-	-	29.22%	29.22%		1,823,621	1,413,190
158*	School for the Deaf	-	-	-	-	-	-	-				-	-
159*	School for the Visually Handicapped	34,307	167,119	201,426	26,140	12,948	-	39,088	19.41%	41.22%	43,942	45,374	140,682
16*	Military	-	10,306	10,306	-	-	-	-	0.00%	0.00%	-	-	-
17*	Veterans' Affairs	3,187,770	48,834	3,236,604	2,710,191	23,169	-	2,733,360	84.45%	70.45%	(453,258)	2,298,764	878,389
18*	Corrections	467,114	5,793,399	6,260,513	232,772	2,386,041	73,219	2,692,032	43.00%	56.92%	871,717	3,661,853	4,520,982
19*	Human Services	23,307,448	202,752,525	226,059,973	15,897,043	146,151,132	4,028,679	166,076,854	73.47%	72.27%	(2,705,129)	81,145,234	75,140,151
20*	Environment and Natural Resources	5,587,747	2,757,276	8,345,023	4,021,594	1,182,280	5	5,203,879	62.36%	68.65%	525,305	5,935,527	5,528,219
27*	Unified Judicial System	403,731	414,265	817,996	194,574	103,964	15,458	313,996	38.39%	44.71%	51,765	371,315	387,601
29*	Attorney General	1,558,705	2,546,172	4,104,877	822,266	1,473,307	30,791	2,326,364	56.67%	60.54%	158,675	2,530,833	2,611,530
31*	Secretary of State	88,178	3,256,334	3,344,512	50,703	528,511	-	579,214	17.32%	17.33%	548	441,528	453,151
Total TOTAL		137,551,880	1,035,530,153	1,173,082,033	93,291,881	667,888,452	31,082,721	792,263,055	67.54%	62.93%	(54,001,172.60)	824,165,264	770,406,188
									75.00%				
									75.00%				

STATE OF SOUTH DAKOTA
FY18 Other Fund

Expenditure and Encumbrance Report

	FY18 Other Funds P.S. Budget	FY18 Other Funds O.E. Budget	FY18 Other Funds Budget	FY18 YTD P.S. Actual Expenditures	FY18 YTD O.E. Actual Expenditures	FY18 YTD Actual Encumbrances	FY2018 YTD Other Funds Exp./Enc.	Current Cumulative % of Budget	2-Yr. Avg. Cumulative % of Budget	Variance FY18 Cumulative vs. 2-Yr. Avg.	FY17 YTD Actual Exp.	FY16 YTD Actual Exp.
2018												
01 Executive Management	47,539,930	83,148,490	130,688,420	31,109,135	34,205,060	3,070,052	68,384,247	52.33%	54.73%	3,147,684	67,641,174	66,906,201
010* Governor's Office	660,059	34,553,234	35,213,293	350,683	6,534,645	-	6,885,328	19.55%	26.72%	2,525,331	8,545,471	10,270,483
011* Bureau of Finance and Management	6,214,590	4,707,809	10,922,399	1,711,432	1,364,842	60,956	3,137,231	28.72%	40.64%	1,301,960	2,983,888	2,908,151
012* Bureau of Administration	8,579,784	20,968,704	29,548,488	6,054,605	11,131,359	421,678	17,607,643	59.59%	64.38%	1,414,240	17,317,562	16,304,813
013* Bureau of Information and Telecom.	27,353,177	20,858,446	48,211,623	19,525,708	13,608,043	2,503,692	35,637,443	73.92%	70.76%	(1,522,794)	33,714,190	32,739,571
014* Bureau of Human Resources	4,732,320	2,060,297	6,792,617	3,466,706	1,566,172	83,725	5,116,603	75.33%	71.17%	(282,266)	5,080,064	4,683,184
02* Revenue	12,707,986	11,560,365	24,268,351	9,755,418	5,931,752	37,332	15,724,502	64.79%	74.31%	2,308,326	18,384,912	17,677,800
03* Agriculture	2,531,706	8,434,205	10,965,911	1,579,783	3,500,923	64,847	5,145,553	46.92%	64.45%	1,922,308	5,087,329	4,567,083
04* Tourism	2,008,095	14,658,440	16,666,535	1,545,501	9,059,473	2,932,552	13,537,526	81.23%	84.09%	477,185	13,999,953	11,729,936
06* Game, Fish and Parks	9,378,913	9,713,979	19,092,892	6,925,071	7,506,614	298,908	14,730,593	77.15%	71.75%	(1,031,072)	14,231,629	11,410,352
07* Tribal Relations	-	20,000	20,000	-	5,828	-	5,828	29.14%	25.51%	(726)	3,628	6,577
08* Social Services	3,812,528	6,375,427	10,187,955	2,701,549	2,124,095	891,565	5,717,209	56.12%	58.97%	290,621	6,139,051	5,596,212
09* Health	11,301,507	29,999,540	41,301,047	8,051,565	21,228,930	2,151,123	31,431,618	76.10%	76.05%	(21,629)	31,612,459	28,789,000
10* Labor and Regulation	5,471,216	2,024,688	7,495,904	4,046,162	1,126,725	161,000	5,333,887	71.16%	70.25%	(68,052)	5,272,523	7,570,112
11* Transportation	60,002,356	82,614,652	142,617,008	45,465,518	39,467,734	6,957,448	91,890,699	64.43%	64.18%	(352,636)	94,011,702	85,919,697
12* Education	1,982,322	3,815,760	5,798,082	950,031	665,249	22,211	1,637,491	28.24%	28.30%	3,112	1,818,548	1,747,539
14* Public Safety	22,994,146	14,583,654	37,577,800	17,256,834	9,406,823	737,475	27,401,133	72.92%	72.15%	(288,130)	27,308,198	26,263,672
15* Board of Regents	76,719,955	163,069,780	239,789,735	51,848,817	110,120,212	-	161,969,030	67.55%	64.00%	(8,498,710)	228,155,640	238,422,108
150* Central Office	1,874,129	25,260,520	27,134,649	1,387,395	9,856,154	-	11,243,548	41.44%	57.22%	4,282,397	18,164,827	15,657,246
152* University of South Dakota (USD)	20,225,973	33,895,911	54,121,884	14,022,789	20,763,057	-	34,785,847	64.27%	58.49%	(3,128,823)	46,282,662	51,662,561
153* South Dakota State University (SDSU)	37,749,460	64,369,953	102,119,413	26,500,086	54,477,940	-	80,978,026	79.30%	68.64%	(10,887,433)	104,441,724	104,826,984
154* School of Mines and Tech. (SDSM&T)	6,560,886	14,126,725	20,687,611	3,461,666	9,231,899	-	12,693,565	61.36%	58.33%	(626,657)	16,405,606	20,111,507
155* Northern State University (NSU)	4,047,608	9,029,222	13,076,830	2,618,075	4,726,537	-	7,344,612	56.17%	58.12%	255,835	10,560,929	11,744,636
156* Black Hills State University (BHSU)	3,516,081	8,163,790	11,679,871	2,151,237	5,385,906	-	7,537,143	64.53%	65.49%	111,778	16,475,420	18,915,185
157* Dakota State University (DSU)	2,550,818	7,256,604	9,807,422	1,607,658	5,599,524	-	7,207,182	73.49%	76.52%	297,803	15,397,051	15,300,949
158* School for the Deaf	-	667,256	667,256	-	55,532	-	55,532	8.32%	29.45%	140,970	226,049	166,953
159* School for the Visually Handicapped	195,000	299,799	494,799	99,911	23,664	-	123,575	24.97%	22.10%	(14,227)	170,565	36,088
16* Military	-	29,265	29,265	-	-	-	-	0.00%	0.00%	-	-	-
17* Veterans' Affairs	1,319,602	3,135,442	4,455,044	737,724	2,236,491	0	2,974,214	66.76%	67.57%	36,169	3,349,338	3,671,939
18* Corrections	1,031,093	2,676,186	3,707,279	683,134	1,144,883	39,152	1,867,168	50.36%	62.03%	432,379	2,897,714	7,363,056
19* Human Services	209,141	14,220,415	14,429,556	100,211	6,180,887	644,413	6,925,511	48.00%	54.21%	897,432	6,829,931	6,876,801
20* Environment and Natural Resources	3,764,224	2,006,117	5,770,341	2,034,465	550,459	-	2,584,924	44.80%	41.21%	(207,145)	3,067,274	2,985,020
25* South Dakota Retirement System	2,611,873	1,902,976	4,514,849	1,958,066	1,345,225	37,871	3,341,162	74.00%	72.03%	(89,120)	3,163,080	-
26* Public Utilities Commission	115,057	43,141	158,198	92,785	9,490	-	102,275	64.65%	64.32%	(524)	87,736	31,920
27* Unified Judicial System	2,696,065	6,323,550	9,019,615	2,087,789	3,408,654	120,444	5,616,887	62.27%	58.23%	(365,102)	5,792,170	5,372,785
28* Legislature	-	854,040	854,040	4,299	46,131	-	50,430	5.90%	5.50%	(3,498)	117,819	-
29* Attorney General	5,347,978	5,681,423	11,029,401	3,893,182	4,447,040	11,534	8,351,756	75.72%	74.10%	(178,713)	7,518,036	7,021,442
30* School and Public Lands	27,373	325,000	352,373	21,680	231,519	-	253,200	71.86%	70.27%	(5,589)	224,285	196,272
31* Secretary of State	315,618	446,249	761,867	237,830	267,887	-	505,717	66.38%	66.92%	4,095	427,950	394,328
32* State Treasurer	17,435,245	1,866,709	19,301,954	9,265,327	1,167,804	-	10,433,131	54.05%	58.92%	939,683	10,151,587	10,624,928
33* State Auditor	-	200,000	200,000	-	78,980	-	78,980	39.49%	53.50%	28,020	55,000	52,000
Total TOTAL	291,323,929	469,729,493	761,053,422	202,351,876	265,464,871	18,177,927	485,994,673	63.86%	63.77%	(633,076)	557,348,665	551,196,781

% of FY17 Year Expended (9 of 12)

75.00%

% of FY17 Pay Periods Expended (18 of 24)

75.00%

STATE OF SOUTH DAKOTA

FY18 Total Fund
Expenditure and Encumbrance Report

	FY18 Total Funds P.S. Budget	FY18 Total Funds O.E. Budget	FY18 Total Funds Budget	FY18 YTD P.S. Actual Expenditures	FY18 YTD O.E. Actual Expenditures	FY18 YTD Actual Encumbrances	FY2018 YTD Total Funds Exp./Enc.	Current Cumulative % of Budget	Variance FY18 Cumulative vs. 2-Yr. Avg.	Variance FY17 Cumulative vs.	FY17 YTD Actual Exp.	FY16 YTD Actual Exp.
2018												
01 Executive Management	64,646,254	103,594,192	168,240,446	38,278,691	43,328,492	3,166,246	84,773,429	50.39%	55.66%	8,877,042	88,430,298	86,875,385
010* Governor's Office	5,023,999	48,933,750	53,957,749	3,302,745	12,041,906	2,083	15,346,734	28.44%	31.91%	1,871,760	17,084,937	18,016,374
011* Bureau of Finance and Management	14,485,744	5,281,288	19,767,032	2,247,078	1,476,416	74,206	3,797,700	19.21%	62.41%	8,538,191	7,673,708	8,027,339
012* Bureau of Administration	9,044,462	22,024,592	31,069,054	6,349,046	11,686,061	449,440	18,484,548	59.50%	63.70%	1,307,214	18,106,975	17,067,383
013* Bureau of Information and Telecom.	31,141,495	25,230,470	56,371,965	22,781,533	16,498,200	2,555,741	41,835,574	74.21%	71.79%	(1,363,778)	40,263,027	38,879,625
014* Bureau of Human Resources	4,950,554	2,124,092	7,074,646	3,598,290	1,625,909	84,775	5,308,974	75.04%	71.12%	(277,499)	5,301,651	4,884,664
02* Revenue	13,746,622	12,124,595	25,871,217	10,542,933	6,116,879	38,984	16,698,796	64.55%	74.02%	2,451,842	19,315,047	18,509,171
03* Agriculture	11,233,512	14,150,242	25,383,754	7,986,148	6,570,790	92,721	14,649,659	57.71%	65.25%	1,913,885	14,575,326	14,007,710
04* Tourism	2,008,095	15,536,440	17,544,535	1,545,501	9,674,175	2,932,552	14,152,228	80.66%	83.57%	509,435	14,668,048	12,369,983
06* Game, Fish and Parks	13,198,150	15,799,207	28,997,357	10,088,601	10,997,082	299,108	21,384,791	73.75%	71.11%	(765,508)	20,609,091	17,989,401
07* Tribal Relations	426,277	120,012	546,289	327,746	63,835	-	391,581	71.68%	67.76%	(21,399)	368,279	323,122
08* Social Services	101,582,853	857,207,865	958,790,718	74,011,058	578,853,483	36,225,955	689,090,496	71.87%	70.82%	(10,049,984)	816,708,649	760,169,082
09* Health	32,313,617	60,975,458	93,289,075	23,975,147	39,493,018	7,480,046	70,948,212	76.05%	74.74%	(1,224,139)	71,449,237	64,264,765
10* Labor and Regulation	24,001,910	15,839,647	39,841,557	16,818,564	9,011,408	1,961,844	27,791,816	69.76%	60.49%	(3,690,245)	26,713,068	28,630,563
11* Transportation	71,870,557	112,761,605	184,632,162	54,212,837	49,463,682	6,960,356	110,636,876	59.92%	62.99%	5,656,898	114,390,235	114,912,651
12* Education	13,117,360	764,342,399	777,459,759	9,412,596	539,339,745	126,068	548,878,409	70.60%	70.18%	(3,250,609)	523,306,347	453,805,603
1211* State Aid to General Education	-	459,369,009	459,369,009	-	339,917,744	-	339,917,744	74.00%	73.91%	(405,028)	315,055,877	258,106,647
14* Public Safety	27,936,211	31,465,398	59,401,609	21,259,825	18,910,283	978,142	41,148,249	69.27%	65.44%	(2,277,680)	40,749,017	39,446,391
15* Board of Regents	251,207,721	197,650,530	448,858,251	180,824,234	131,711,072	-	312,535,306	69.63%	60.59%	(40,575,045)	429,050,915	425,053,434
150* Central Office	6,375,813	31,581,490	37,957,303	4,711,232	13,482,050	-	18,193,282	47.93%	59.35%	4,333,978	25,700,104	22,296,623
151* Scholarships	-	7,084,157	7,084,157	-	3,467,750	-	3,467,750	48.95%	70.82%	1,549,381	5,794,506	3,148,908
152* University of South Dakota (USD)	72,943,718	40,451,437	113,395,155	53,674,555	25,754,142	-	79,428,697	70.05%	60.79%	(10,499,004)	102,305,292	104,576,218
153* South Dakota State University (SDSU)	102,786,961	74,341,694	177,128,655	73,583,906	60,900,540	-	134,484,446	75.92%	63.71%	(21,643,989)	182,933,999	179,018,002
154* School of Mines and Tech. (SDSM&T)	22,400,505	15,023,712	37,424,217	15,207,896	9,851,622	-	25,059,519	66.96%	44.54%	(8,389,830)	35,656,158	38,449,165
155* Northern State University (NSU)	17,703,584	10,034,548	27,738,132	12,766,764	5,466,063	-	18,232,827	65.73%	62.14%	(995,121)	22,207,241	22,056,998
156* Black Hills State University (BHSU)	12,450,121	8,855,870	21,305,991	8,715,541	5,978,047	-	14,693,588	68.96%	62.27%	(1,425,748)	25,798,924	27,538,642
157* Dakota State University (DSU)	11,723,404	7,835,552	19,558,956	8,631,564	5,978,867	-	14,610,430	74.70%	66.84%	(1,538,036)	23,741,677	23,211,899
158* School for the Deaf	1,859,599	1,668,070	3,527,669	1,357,271	543,275	-	1,900,546	53.88%	70.89%	600,103	2,493,115	2,408,029
159* School for the Visually Handicapped	2,964,016	774,000	3,738,016	2,175,504	288,716	-	2,464,220	65.92%	65.85%	(2,847)	2,419,898	2,348,951
16* Military	1,051,014	1,064,757	2,115,771	829,105	733,181	7,050	1,569,336	74.17%	57.77%	(347,079)	1,592,450	2,010,175
17* Veterans' Affairs	8,110,964	3,640,261	11,751,225	6,458,112	2,632,213	1,604	9,091,929	77.37%	70.45%	(813,028)	8,729,196	6,387,698
18* Corrections	45,123,808	64,023,074	109,146,882	35,497,465	40,792,302	12,745,408	89,035,175	81.57%	72.39%	(10,023,180)	82,551,123	80,577,559
19* Human Services	37,290,324	366,719,086	404,009,410	27,225,992	260,242,841	6,924,728	294,393,561	72.87%	71.75%	(4,509,907)	146,429,853	139,661,887
20* Environment and Natural Resources	15,030,002	5,722,752	20,752,754	10,439,459	2,489,018	100	12,928,577	62.30%	61.93%	(75,614)	14,176,071	13,358,147
25* South Dakota Retirement System	2,611,873	1,902,976	4,514,849	1,958,066	1,345,225	37,871	3,341,162	74.00%	72.03%	(89,120)	3,163,080	-
26* Public Utilities Commission	639,221	96,846	736,067	516,700	49,658	2,713	569,071	77.31%	74.73%	(19,031)	550,626	442,179
27* Unified Judicial System	42,803,086	11,439,424	54,242,510	32,787,159	6,498,380	258,911	39,544,449	72.90%	71.03%	(1,018,184)	39,781,178	35,676,308
28* Legislature	6,660,239	3,905,033	10,565,272	5,101,387	1,825,595	15,900	6,942,882	65.71%	64.01%	(179,620)	6,977,407	6,629,285
29* Attorney General	15,991,603	10,705,970	26,697,573	11,803,641	8,041,452	53,183	19,898,275	74.53%	73.01%	(405,461)	19,128,594	17,533,143
30* School and Public Lands	443,610	467,468	911,078	346,786	323,012	-	669,798	73.52%	71.70%	(16,525)	622,569	587,987
31* Secretary of State	1,077,139	4,084,424	5,161,563	838,494	1,050,189	-	1,888,683	36.59%	41.22%	239,163	1,841,485	1,683,655
32* State Treasurer	17,830,427	2,014,404	19,844,831	9,570,815	1,254,050	-	10,824,866	54.55%	59.29%	942,108	10,550,545	10,995,239
33* State Auditor	1,137,254	351,329	1,488,583	851,457	173,206	-	1,024,664	68.83%	70.82%	29,536	1,009,354	927,070
Total TOTAL	823,089,703	2,677,705,394	3,500,795,097	593,508,521	1,770,984,268	80,309,489	2,444,802,277	69.84%	67.51%	(54,968,675)	2,517,437,088	2,352,827,594
% of FY17 Year Expended (9 of 12)								75.00%				
% of FY17 Pay Periods Expended (18 of 24)								75.00%				