

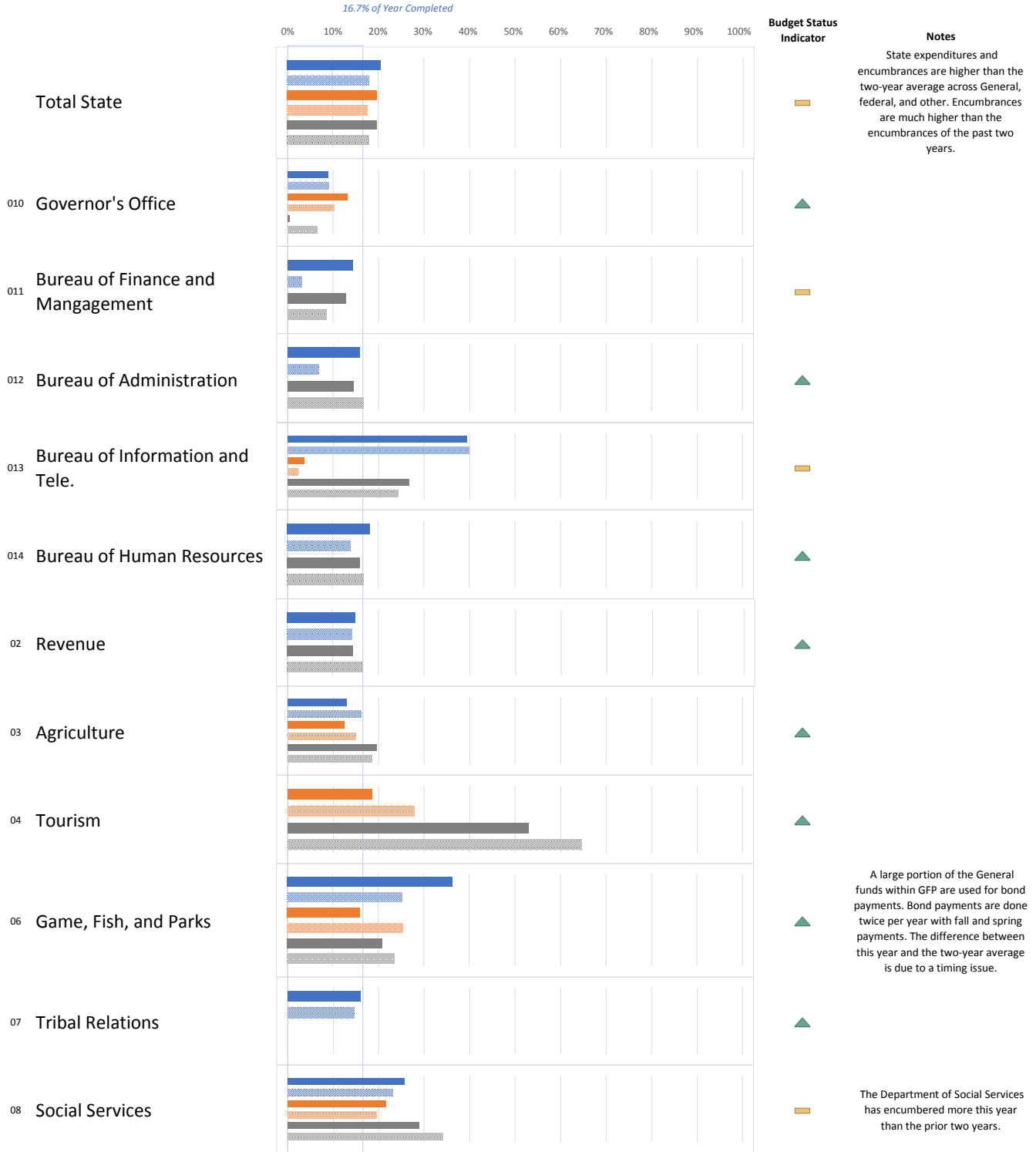
STATE OF SOUTH DAKOTA  
**FY18 Total Fund  
 Expenditure and Encumbrance Report**



All Funds Appropriated through the General Bill (2017 Session)

Year To Date (YTD) Expenditures and Encumbrances through July

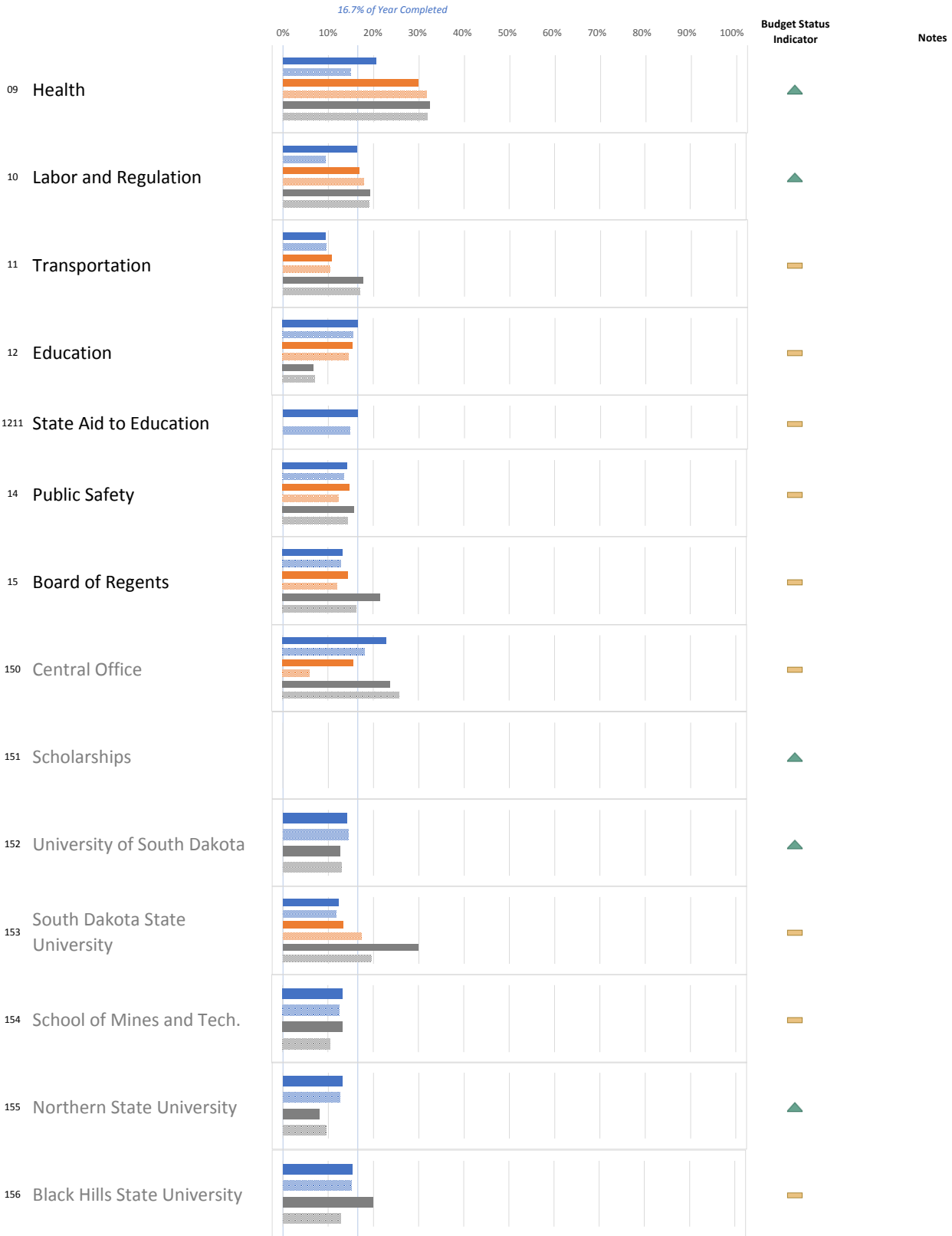
■ Current General YTD Exp. and Enc.\* - August    
 ■ Current Federal YTD Exp. and Enc.\* - August    
 ■ Current Other YTD Exp. and Enc.\* - August  
▨ 2-Yr. Avg. General Exp. and Enc.\* - August    
 ▨ 2-Yr. Avg. Federal Exp. and Enc.\* - August    
 ▨ 2-Yr. Avg. Other Exp. and Enc.\* - August



\*Excludes expenditure information for continuous appropriations, deferred maintenance, special appropriations, and carryovers

Year To Date (YTD) Expenditures and Encumbrances through July

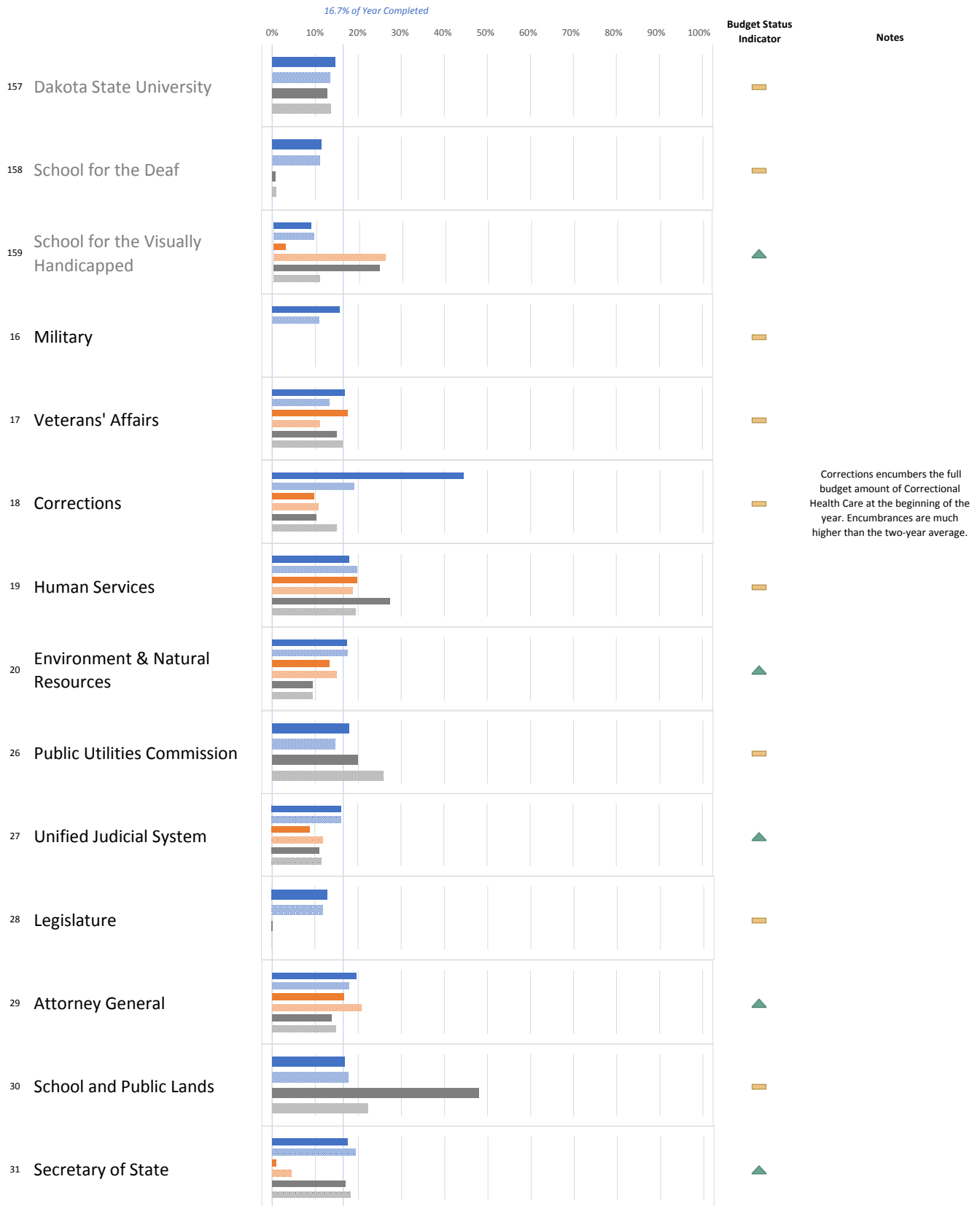
■ Current General YTD Exp. and Enc.\* - August    
 ■ Current Federal YTD Exp. and Enc.\* - August    
 ■ Current Other YTD Exp. and Enc.\* - August  
▨ 2-Yr. Avg. General Exp. and Enc.\* - August    
 ▨ 2-Yr. Avg. Federal Exp. and Enc.\* - August    
 ▨ 2-Yr. Avg. Other Exp. and Enc.\* - August



\*Excludes expenditure information for continuous appropriations, deferred maintenance, special appropriations, and carryovers

Year To Date (YTD) Expenditures and Encumbrances through July

■ Current General YTD Exp. and Enc.\* - August    
 ■ Current Federal YTD Exp. and Enc.\* - August    
 ■ Current Other YTD Exp. and Enc.\* - August  
▨ 2-Yr. Avg. General Exp. and Enc.\* - August    
 ▨ 2-Yr. Avg. Federal Exp. and Enc.\* - August    
 ▨ 2-Yr. Avg. Other Exp. and Enc.\* - August

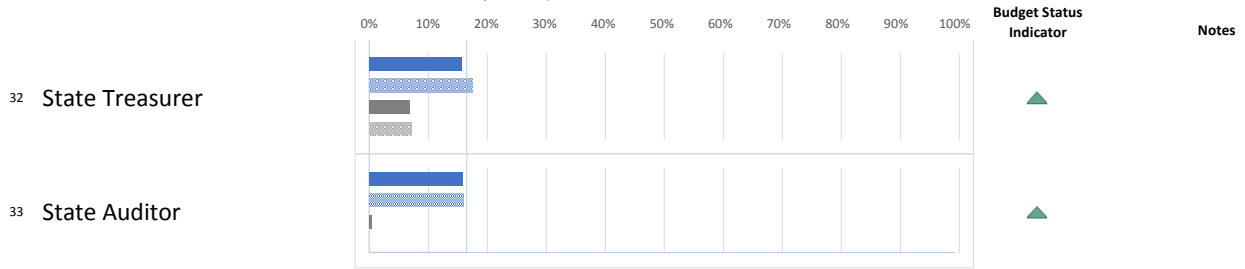


\*Excludes expenditure information for continuous appropriations, deferred maintenance, special appropriations, and carryovers

Year To Date (YTD) Expenditures and Encumbrances through July

- Current General YTD Exp. and Enc.\* - August
- Current Federal YTD Exp. and Enc.\* - August
- Current Other YTD Exp. and Enc.\* - August
- 2-Yr. Avg. General Exp. and Enc.\* - August
- 2-Yr. Avg. Federal Exp. and Enc.\* - August
- 2-Yr. Avg. Other Exp. and Enc.\* - August

16.7% of Year Completed



\*Excludes expenditure information for continuous appropriations, deferred maintenance, special appropriations, and carryovers

**STATE OF SOUTH DAKOTA**  
**FY18 General Fund**  
**Expenditure and Encumbrance Report**

| 2018  |  | FY18 General<br>Funds P.S. Budget | FY18 General<br>Funds O.E.<br>Budget | FY18 General<br>Funds Budget | FY18 YTD P.S.<br>Actual<br>Expenditures | FY18 YTD O.E.<br>Actual<br>Expenditures | FY18 YTD<br>Actual<br>Encumbrances | FY2018 YTD<br>General Funds<br>Exp./Enc. | Current<br>Cumulative<br>% of Budget | 2-Yr. Avg.<br>Cumulative<br>% of Budget | Variance FY17<br>Cumulative vs. | FY17 YTD<br>Actual Exp. | FY16 YTD<br>Actual Exp. |
|-------|--|-----------------------------------|--------------------------------------|------------------------------|---|---|------------------------------------|--|--------------------------------------|---|---------------------------------|-------------------------|-------------------------|
| 01    | Executive Management                     | 8,960,263                         | 9,965,904                            | 18,926,167                   | 1,578,716                               | 2,262,132                               | 193,926                            | 4,034,774                                | 21.32%                               | 14.58%                                  | (1,274,703)                     | 4,203,135               | 3,653,567               |
| 010*  | Governor's Office                        | 3,897,201                         | 5,366,613                            | 9,263,814                    | 604,082                                 | 212,519                                 | 2,720                              | 819,321                                  | 8.84%                                | 9.09%                                   | 23,210                          | 835,460                 | 813,132                 |
| 011*  | Bureau of Finance and Management         | 713,011                           | 245,256                              | 958,267                      | 117,716                                 | 19,418                                  | -                                  | 137,133                                  | 14.31%                               | 3.17%                                   | (106,731)                       | 167,363                 | 165,573                 |
| 012*  | Bureau of Administration                 | 464,678                           | 735,888                              | 1,200,566                    | 60,791                                  | 128,167                                 | -                                  | 188,958                                  | 15.74%                               | 6.88%                                   | (106,343)                       | 89,615                  | 115,985                 |
| 013*  | Bureau of Information and Telecom.       | 3,667,139                         | 3,554,352                            | 7,221,491                    | 763,414                                 | 1,883,743                               | 190,894                            | 2,838,051                                | 39.30%                               | 39.84%                                  | 39,078                          | 3,072,711               | 2,519,620               |
| 014*  | Bureau of Human Resources                | 218,234                           | 63,795                               | 282,029                      | 32,714                                  | 18,286                                  | 312                                | 51,311                                   | 18.19%                               | 13.93%                                  | (12,033)                        | 37,986                  | 39,257                  |
| 02*   | Revenue                                  | 1,038,636                         | 264,230                              | 1,302,866                    | 161,015                                 | 32,345                                  | -                                  | 193,359                                  | 14.84%                               | 14.21%                                  | (8,263)                         | 190,679                 | 173,757                 |
| 03*   | Agriculture                              | 5,500,369                         | 1,939,623                            | 7,439,992                    | 776,116                                 | 188,022                                 | 5,818                              | 969,956                                  | 13.04%                               | 16.11%                                  | 228,813                         | 1,192,093               | 1,081,992               |
| 06*   | Game, Fish and Parks                     | 2,872,001                         | 3,411,358                            | 6,283,359                    | 1,363,561                               | 916,085                                 | -                                  | 2,279,646                                | 36.28%                               | 25.21%                                  | (695,338)                       | 928,908                 | 1,963,979               |
| 07*   | Tribal Relations                         | 426,277                           | 99,664                               | 525,941                      | 68,887                                  | 15,255                                  | 641                                | 84,783                                   | 16.12%                               | 14.66%                                  | (7,676)                         | 77,301                  | 66,422                  |
| 08*   | Social Services                          | 57,929,388                        | 335,520,313                          | 393,449,701                  | 9,430,125                               | 51,696,727                              | 39,939,698                         | 101,066,551                              | 25.69%                               | 23.07%                                  | (10,309,167)                    | 111,391,020             | 105,640,584             |
| 09*   | Health                                   | 5,147,711                         | 3,553,957                            | 8,701,668                    | 931,379                                 | 656,420                                 | 194,932                            | 1,782,731                                | 20.49%                               | 14.90%                                  | (486,037)                       | 1,195,615               | 1,356,575               |
| 10*   | Labor and Regulation                     | 1,210,652                         | 730,366                              | 1,941,018                    | 256,609                                 | 36,752                                  | 25,500                             | 318,861                                  | 16.43%                               | 9.33%                                   | (137,706)                       | 212,559                 | 115,680                 |
| 11*   | Transportation                           | 522,668                           | 25,502                               | 548,170                      | 43,879                                  | 8,070                                   | -                                  | 51,949                                   | 9.48%                                | 9.60%                                   | 687                             | 55,312                  | 48,664                  |
| 12*   | Education                                | 5,768,810                         | 564,095,582                          | 569,864,392                  | 916,298                                 | 93,442,350                              | 7,862                              | 94,366,510                               | 16.56%                               | 15.45%                                  | (6,317,935)                     | 83,187,393              | 74,756,700              |
| 1211* | State Aid to General Education           | -                                 | 449,193,574                          | 449,193,574                  | -                                       | 74,443,208                              | -                                  | 74,443,208                               | 16.57%                               | 14.71%                                  | (8,348,467)                     | 61,534,647              | 55,607,748              |
| 14*   | Public Safety                            | 1,801,829                         | 1,964,736                            | 3,766,565                    | 301,321                                 | 232,916                                 | -                                  | 534,237                                  | 14.18%                               | 13.46%                                  | (27,262)                        | 454,612                 | 529,514                 |
| 15*   | Board of Regents                         | 171,027,598                       | 29,757,265                           | 200,784,863                  | 23,589,671                              | 3,109,202                               | -                                  | 26,698,873                               | 13.30%                               | 12.81%                                  | (976,438)                       | 25,705,324              | 25,453,964              |
| 150*  | Central Office                           | 4,501,684                         | 6,117,179                            | 10,618,863                   | 734,463                                 | 1,686,790                               | -                                  | 2,421,253                                | 22.80%                               | 18.10%                                  | (498,946)                       | 2,180,692               | 1,554,556               |
| 151*  | Scholarships                             | -                                 | 7,084,157                            | 7,084,157                    | -                                       | -                                       | -                                  | -  | 0.00%                                | 0.00%                                   | -                               | -                       | -                       |
| 152*  | University of South Dakota (USD)         | 52,717,745                        | 6,515,686                            | 59,233,431                   | 7,580,023                               | 843,925                                 | -                                  | 8,423,948                                | 14.22%                               | 14.41%                                  | 113,092                         | 8,061,344               | 9,001,556               |
| 153*  | South Dakota State University (SDSU)     | 61,611,640                        | 5,712,910                            | 67,324,550                   | 8,185,281                               | 61,053                                  | -                                  | 8,246,334                                | 12.25%                               | 11.71%                                  | (360,766)                       | 8,112,564               | 7,847,103               |
| 154*  | School of Mines and Tech. (SDSM&T)       | 15,839,619                        | 863,578                              | 16,703,197                   | 2,061,724                               | 140,998                                 | -                                  | 2,202,722                                | 13.19%                               | 12.59%                                  | (99,720)                        | 2,112,494               | 2,132,803               |
| 155*  | Northern State University (NSU)          | 13,655,976                        | 983,494                              | 14,639,470                   | 1,798,620                               | 126,955                                 | -                                  | 1,925,575                                | 13.15%                               | 12.50%                                  | (95,499)                        | 1,848,876               | 1,683,369               |
| 156*  | Black Hills State University (BHSU)      | 8,934,040                         | 618,943                              | 9,552,983                    | 1,382,393                               | 87,404                                  | -                                  | 1,469,798                                | 15.39%                               | 15.22%                                  | (15,396)                        | 1,524,155               | 1,351,021               |
| 157*  | Dakota State University (DSU)            | 9,172,586                         | 573,690                              | 9,746,276                    | 1,388,408                               | 33,038                                  | -                                  | 1,421,447                                | 14.58%                               | 13.45%                                  | (110,976)                       | 1,299,257               | 1,286,357               |
| 158*  | School for the Deaf                      | 1,859,599                         | 982,587                              | 2,842,186                    | 246,993                                 | 76,702                                  | -                                  | 323,695                                  | 11.39%                               | 10.98%                                  | (11,483)                        | 307,415                 | 308,300                 |
| 159*  | School for the Visually Handicapped      | 2,734,709                         | 305,041                              | 3,039,750                    | 211,765                                 | 52,337                                  | -                                  | 264,102                                  | 8.69%                                | 9.32%                                   | 19,197                          | 258,527                 | 288,900                 |
| 16*   | Military                                 | 1,051,014                         | 1,002,794                            | 2,053,808                    | 179,213                                 | 135,656                                 | 7,050                              | 321,919                                  | 15.67%                               | 10.90%                                  | (98,155)                        | 312,997                 | 355,971                 |
| 17*   | Veterans' Affairs                        | 3,603,592                         | 455,291                              | 4,058,883                    | 633,281                                 | 43,894                                  | 7,650                              | 684,824                                  | 16.87%                               | 13.28%                                  | (145,952)                       | 431,596                 | 328,614                 |
| 18*   | Corrections                              | 43,463,239                        | 55,725,152                           | 99,188,391                   | 7,312,215                               | 6,214,319                               | 30,518,011                         | 44,044,544                               | 44.40%                               | 19.05%                                  | (25,147,997)                    | 21,510,399              | 15,768,342              |
| 19*   | Human Services                           | 14,400,823                        | 150,986,038                          | 165,386,861                  | 1,858,503                               | 22,756,421                              | 4,971,755                          | 29,586,679                               | 17.89%                               | 19.70%                                  | 2,996,235                       | 16,388,042              | 14,769,549              |
| 20*   | Environment and Natural Resources        | 5,678,031                         | 956,610                              | 6,634,641                    | 939,283                                 | 213,496                                 | -                                  | 1,152,779                                | 17.38%                               | 17.53%                                  | 9,962                           | 1,122,779               | 1,168,140               |
| 26*   | Public Utilities Commission              | 524,164                           | 53,705                               | 577,869                      | 83,531                                  | 11,212                                  | 9,042                              | 103,785                                  | 17.96%                               | 14.57%                                  | (19,568)                        | 102,197                 | 64,314                  |
| 27*   | Unified Judicial System                  | 39,703,290                        | 4,697,607                            | 44,400,897                   | 6,353,142                               | 542,404                                 | 282,444                            | 7,177,990                                | 16.17%                               | 16.14%                                  | (12,385)                        | 7,081,639               | 6,712,991               |
| 28*   | Legislature                              | 6,660,239                         | 3,050,993                            | 9,711,232                    | 894,106                                 | 308,948                                 | 53,480                             | 1,256,534                                | 12.94%                               | 11.76%                                  | (114,540)                       | 1,124,662               | 1,122,791               |
| 29*   | Attorney General                         | 9,084,920                         | 2,469,638                            | 11,554,558                   | 1,517,341                               | 641,338                                 | 95,793                             | 2,254,472                                | 19.51%                               | 17.78%                                  | (200,220)                       | 2,031,053               | 1,869,450               |
| 30*   | School and Public Lands                  | 416,237                           | 142,468                              | 558,705                      | 68,263                                  | 25,640                                  | -                                  | 93,903                                   | 16.81%                               | 17.75%                                  | 5,272                           | 102,171                 | 94,118                  |
| 31*   | Secretary of State                       | 673,343                           | 381,841                              | 1,055,184                    | 121,323                                 | 62,097                                  | 935                                | 184,355                                  | 17.47%                               | 19.38%                                  | 20,110                          | 212,135                 | 225,983                 |
| 32*   | State Treasurer                          | 395,182                           | 147,351                              | 542,533                      | 65,415                                  | 19,603                                  | -                                  | 85,017                                   | 15.67%                               | 17.42%                                  | 9,518                           | 94,698                  | 92,571                  |
| 33*   | State Auditor                            | 1,137,254                         | 151,205                              | 1,288,459                    | 177,750                                 | 26,207                                  | 53                                 | 204,009                                  | 15.83%                               | 15.97%                                  | 1,697                           | 205,287                 | 199,326                 |
| Total | <b>TOTAL</b>                             | <b>388,997,530</b>                | <b>1,171,549,193</b>                 | <b>1,560,546,723</b>         | <b>59,620,941</b>                       | <b>183,597,512</b>                      | <b>76,314,588</b>                  | <b>319,533,042</b>                       | <b>20.48%</b>                        | <b>18.02%</b>                           | <b>(38,276,032)</b>             | <b>279,513,604</b>      | <b>257,613,560</b>      |
|       | % of FY17 Year Expended (2 of 12)        |                                   |                                      |                              |   |   |                                    |  | 16.70%                               |   |                                 |                         |                         |
|       | % of FY17 Pay Periods Expended (4 of 24) |                                   |                                      |                              |   |   |                                    |  | 20.83%                               |   |                                 |                         |                         |

STATE OF SOUTH DAKOTA  
FY18 Federal Fund

Expenditure and Encumbrance Report

| 2018                                      | FY18 Federal<br>Funds P.S.<br>Budget | FY18 Federal<br>Funds O.E.<br>Budget | FY18 Federal<br>Funds Budget | FY18 YTD P.S.<br>Actual<br>Expenditures | FY18 YTD O.E.<br>Actual<br>Expenditures | FY18 YTD Actual<br>Encumbrances | FY2018 YTD<br>Federal Funds<br>Exp./Enc. | Current<br>Cumulative % of<br>Budget | 2-Yr. Avg.<br>Cumulative %<br>of Budget | Variance FY17<br>Cumulative vs. | FY17 YTD<br>Actual Exp. | FY16 YTD<br>Actual Exp. |
|---|--------------------------------------|--------------------------------------|------------------------------|---|---|---------------------------------|--|--------------------------------------|---|---------------------------------|-------------------------|-------------------------|
| 01 Executive Management                   | 675,944                              | 9,439,546                            | 10,115,490                   | 43,424                                  | 1,213,751                               | -                               | 1,257,175                                | 12.43%                               | 6.23%                                   | (626,937)                       | 972,367                 | 1,291,806               |
| 010* Governor's Office                    | 554,765                              | 8,925,489                            | 9,480,254                    | 23,884                                  | 1,210,747                               | -                               | 1,234,631                                | 13.02%                               | 10.16%                                  | (271,608)                       | 948,820                 | 1,231,552               |
| 013* Bureau of Information and Telecom.   | 121,179                              | 514,057                              | 635,236                      | 19,540                                  | 3,004                                   | -                               | 22,544                                   | 3.55%                                | 2.30%                                   | (7,917)                         | 23,548                  | 29,072                  |
| 02* Revenue                               | -                                    | 300,000                              | 300,000                      | -                                       | -                                       | -                               | -  | 0.00%                                | -                                       | -                               | -                       | -                       |
| 03* Agriculture                           | 3,201,437                            | 3,776,414                            | 6,977,851                    | 533,936                                 | 334,866                                 | 3,845                           | 872,647                                  | 12.51%                               | 14.90%                                  | 167,258                         | 1,179,698               | 1,012,665               |
| 04* Tourism                               | -                                    | 878,000                              | 878,000                      | -                                       | 163,053                                 | -                               | 163,053                                  | 27.83%                               | 27.83%                                  | 244,361                         | 204,328                 | 284,394                 |
| 06* Game, Fish and Parks                  | 947,236                              | 2,673,818                            | 3,621,054                    | 130,102                                 | 437,729                                 | 7,385                           | 575,217                                  | 15.89%                               | 25.43%                                  | 345,753                         | 1,060,513               | 738,099                 |
| 08* Social Services                       | 39,542,442                           | 530,474,160                          | 570,016,602                  | 5,646,492                               | 74,799,460                              | 43,307,193                      | 123,753,144                              | 21.71%                               | 19.60%                                  | (12,011,992)                    | 127,851,605             | 123,443,044             |
| 09* Health                                | 15,789,399                           | 27,387,713                           | 43,177,112                   | 2,304,714                               | 3,412,570                               | 7,195,972                       | 12,913,256                               | 29.91%                               | 31.70%                                  | 772,937                         | 14,879,431              | 11,871,327              |
| 10* Labor and Regulation                  | 17,290,042                           | 13,229,096                           | 30,519,138                   | 2,441,436                               | 1,645,051                               | 1,086,076                       | 5,172,563                                | 16.95%                               | 17.91%                                  | 292,516                         | 5,873,481               | 6,614,613               |
| 11* Transportation                        | 11,345,533                           | 30,121,451                           | 41,466,984                   | 1,864,137                               | 2,487,494                               | 68,567                          | 4,420,198                                | 10.66%                               | 10.35%                                  | (126,712)                       | 4,478,169               | 4,077,551               |
| 12* Education                             | 5,479,008                            | 180,877,411                          | 186,356,419                  | 891,329                                 | 27,774,628                              | 215,015                         | 28,880,973                               | 15.50%                               | 14.46%                                  | (1,929,766)                     | 27,261,519              | 27,522,213              |
| 14* Public Safety                         | 3,140,236                            | 14,009,887                           | 17,150,123                   | 533,582                                 | 1,752,343                               | 247,049                         | 2,532,975                                | 14.77%                               | 12.23%                                  | (435,443)                       | 2,885,909               | 2,011,228               |
| 15* Board of Regents                      | 3,460,168                            | 4,929,377                            | 8,389,545                    | 434,104                                 | 781,065                                 | -                               | 1,215,169                                | 14.48%                               | 11.92%                                  | (214,861)                       | 17,056,923              | 16,928,344              |
| 150* Central Office                       | -                                    | 574,447                              | 574,447                      | -                                       | 89,693                                  | -                               | 89,693                                   | 15.61%                               | 5.96%                                   | (55,453)                        | 40,733                  | 27,747                  |
| 152* University of South Dakota (USD)     | -                                    | -                                    | -                            | 1,006                                   | 83,205                                  | -                               | 84,211                                   | 9.04%                                | 9.04%                                   | -                               | 2,423,921               | 2,574,599               |
| 153* South Dakota State University (SDSU) | 3,425,861                            | 4,187,811                            | 7,613,672                    | 427,394                                 | 585,960                                 | -                               | 1,013,354                                | 13.31%                               | 17.35%                                  | 307,760                         | 11,237,719              | 11,156,982              |
| 154* School of Mines and Tech. (SDSM&T)   | -                                    | -                                    | -                            | -                                       | -                                       | -                               | -  | -                                    | 5.41%                                   | -                               | 1,922,867               | 1,880,851               |
| 155* Northern State University (NSU)      | -                                    | -                                    | -                            | -                                       | 1,000                                   | -                               | 1,000                                    | -                                    | 10.65%                                  | -                               | 263,483                 | 246,265                 |
| 156* Black Hills State University (BHSU)  | -                                    | -                                    | -                            | -                                       | 21,206                                  | -                               | 21,206                                   | -                                    | 10.91%                                  | -                               | 743,097                 | 661,001                 |
| 157* Dakota State University (DSU)        | -                                    | -                                    | -                            | -                                       | -                                       | -                               | -  | -                                    | 6.22%                                   | -                               | 407,200                 | 281,745                 |
| 158* School for the Deaf                  | -                                    | -                                    | -                            | -                                       | -                                       | -                               | -  | -                                    | -                                       | -                               | -                       | -                       |
| 159* School for the Visually Handicapped  | 34,307                               | 167,119                              | 201,426                      | 5,704                                   | -                                       | -                               | 5,704                                    | 2.83%                                | 25.93%                                  | 46,534                          | 17,902                  | 99,154                  |
| 16* Military                              | -                                    | 10,306                               | 10,306                       | -                                       | -                                       | -                               | -  | 0.00%                                | 0.00%                                   | -                               | -                       | -                       |
| 17* Veterans' Affairs                     | 3,187,770                            | 48,557                               | 3,236,327                    | 560,737                                 | 6,777                                   | -                               | 567,514                                  | 17.54%                               | 11.09%                                  | (208,550)                       | 229,943                 | 160,518                 |
| 18* Corrections                           | 467,114                              | 6,186,621                            | 6,653,735                    | 52,650                                  | 516,527                                 | 82,066                          | 651,243                                  | 9.79%                                | 10.63%                                  | 56,269                          | 284,911                 | 1,244,611               |
| 19* Human Services                        | 23,881,360                           | 196,275,519                          | 220,156,879                  | 3,821,752                               | 32,350,607                              | 7,201,155                       | 43,373,514                               | 19.70%                               | 18.60%                                  | (2,432,499)                     | 21,201,107              | 19,178,559              |
| 20* Environment and Natural Resources     | 5,587,747                            | 2,755,049                            | 8,342,796                    | 854,805                                 | 259,516                                 | -                               | 1,114,321                                | 13.36%                               | 14.97%                                  | 134,646                         | 1,239,112               | 1,260,662               |
| 27* Unified Judicial System               | 403,731                              | 414,265                              | 817,996                      | 40,061                                  | 9,990                                   | 22,429                          | 72,480                                   | 8.86%                                | 11.76%                                  | 23,714                          | 87,199                  | 112,394                 |
| 29* Attorney General                      | 1,558,705                            | 2,544,630                            | 4,103,335                    | 209,813                                 | 299,337                                 | 176,403                         | 685,553                                  | 16.71%                               | 20.78%                                  | 167,118                         | 652,177                 | 1,112,942               |
| 31* Secretary of State                    | 88,178                               | 1,212,019                            | 1,300,197                    | 6,997                                   | 5,245                                   | -                               | 12,242                                   | 0.94%                                | 4.41%                                   | 45,040                          | 160,512                 | 66,872                  |
| <b>Total TOTAL</b>                        | <b>136,046,050</b>                   | <b>1,027,543,839</b>                 | <b>1,163,589,889</b>         | <b>20,370,072</b>                       | <b>148,250,008</b>                      | <b>59,613,155</b>               | <b>228,233,235</b>                       | <b>19.61%</b>                        | <b>17.60%</b>                           | <b>(23,479,631.84)</b>          | <b>227,558,904</b>      | <b>218,931,842</b>      |
| % of FY17 Year Expended (2 of 12)         |                                      |                                      |                              |   |   |                                 |  | 16.70%                               |   |                                 |                         |                         |
| % of FY17 Pay Periods Expended (4 of 24)  |                                      |                                      |                              |   |   |                                 |  | 20.83%                               |   |                                 |                         |                         |

**STATE OF SOUTH DAKOTA  
FY18 Other Fund  
Expenditure and Encumbrance Report**

|   | FY18 Other<br>Funds P.S.<br>Budget | FY18 Other<br>Funds O.E.<br>Budget | FY18 Other<br>Funds Budget | FY18 YTD P.S.<br>Actual<br>Expenditures | FY18 YTD O.E.<br>Actual<br>Expenditures | FY18 YTD<br>Actual<br>Encumbrance<br>s | FY2018 YTD<br>Other Funds<br>Exp./Enc. | Current<br>Cumulative % of<br>Budget | 2-Yr. Avg.<br>Cumulative % of<br>Budget | Variance FY17<br>Cumulative vs. | FY17 YTD<br>Actual Exp. | FY16 YTD<br>Actual Exp. |
|---|------------------------------------|------------------------------------|----------------------------|---|---|--|--|--------------------------------------|---|---------------------------------|-------------------------|-------------------------|
| 2018                                      |                                    |                                    |                            |   |   |  |  |                                      |   |                                 |                         |                         |
| 01 Executive Management                   | 43,801,767                         | 82,904,295                         | 126,706,062                | 6,316,109                               | 7,148,163                               | 5,799,064                              | 19,263,336                             | 15.20%                               | 14.57%                                  | (803,345)                       | 18,715,802              | 20,947,523              |
| 010* Governor's Office                    | 660,059                            | 34,553,234                         | 35,213,293                 | 81,760                                  | 66,049                                  | 324                                    | 148,133                                | 0.42%                                | 6.56%                                   | 2,162,849                       | 382,524                 | 4,238,123               |
| 011* Bureau of Finance and Management     | 2,476,427                          | 4,490,059                          | 6,966,486                  | 354,410                                 | 395,719                                 | 140,652                                | 890,780                                | 12.79%                               | 8.60%                                   | (291,915)                       | 608,843                 | 655,783                 |
| 012* Bureau of Administration             | 8,579,784                          | 20,968,704                         | 29,548,488                 | 1,240,805                               | 2,837,796                               | 207,099                                | 4,285,700                              | 14.50%                               | 16.73%                                  | 657,472                         | 4,753,001               | 3,984,367               |
| 013* Bureau of Information and Telecom.   | 27,353,177                         | 20,832,001                         | 48,185,178                 | 3,918,360                               | 3,554,247                               | 5,383,531                              | 12,856,138                             | 26.68%                               | 24.22%                                  | (1,186,507)                     | 11,873,616              | 10,870,762              |
| 014* Bureau of Human Resources            | 4,732,320                          | 2,060,297                          | 6,792,617                  | 720,774                                 | 294,353                                 | 67,458                                 | 1,082,585                              | 15.94%                               | 16.74%                                  | 54,446                          | 1,097,818               | 1,198,488               |
| 02* Revenue                               | 12,707,986                         | 11,560,365                         | 24,268,351                 | 2,049,584                               | 1,429,949                               | 10,742                                 | 3,490,275                              | 14.38%                               | 16.60%                                  | 539,249                         | 4,710,720               | 3,347,670               |
| 03* Agriculture                           | 2,531,706                          | 5,084,492                          | 7,616,198                  | 310,201                                 | 1,175,840                               | 2,247                                  | 1,488,288                              | 19.54%                               | 18.58%                                  | (72,881)                        | 1,514,798               | 1,268,923               |
| 04* Tourism                               | 2,008,095                          | 14,658,440                         | 16,666,535                 | 317,964                                 | 1,215,126                               | 7,302,258                              | 8,835,347                              | 53.01%                               | 64.56%                                  | 1,924,035                       | 11,017,566              | 8,549,941               |
| 06* Game, Fish and Parks                  | 9,378,913                          | 9,704,351                          | 19,083,264                 | 1,579,933                               | 2,252,509                               | 164,782                                | 3,997,223                              | 20.95%                               | 23.47%                                  | 482,283                         | 4,625,848               | 3,762,866               |
| 07* Tribal Relations                      | -                                  | 20,000                             | 20,000                     | -                                       | -                                       | -                                      | -                                      | 0.00%                                | 0.00%                                   | -                               | -                       | -                       |
| 08* Social Services                       | 3,669,187                          | 5,602,158                          | 9,271,345                  | 565,824                                 | 583,231                                 | 1,537,062                              | 2,686,118                              | 28.97%                               | 34.06%                                  | 471,739                         | 3,621,232               | 3,156,930               |
| 09* Health                                | 11,026,507                         | 30,006,876                         | 41,033,383                 | 1,722,225                               | 5,474,972                               | 6,051,630                              | 13,248,827                             | 32.29%                               | 31.88%                                  | (168,331)                       | 12,685,431              | 12,232,173              |
| 10* Labor and Regulation                  | 5,501,216                          | 1,859,214                          | 7,360,430                  | 804,281                                 | 299,826                                 | 311,094                                | 1,415,201                              | 19.23%                               | 19.09%                                  | (9,827)                         | 1,416,350               | 2,064,700               |
| 11* Transportation                        | 60,002,356                         | 82,407,735                         | 142,410,091                | 9,612,552                               | 7,587,054                               | 7,943,767                              | 25,143,373                             | 17.66%                               | 16.91%                                  | (1,068,777)                     | 25,084,828              | 22,323,449              |
| 12* Education                             | 1,869,542                          | 3,602,620                          | 5,472,162                  | 195,253                                 | 174,092                                 | 1,818                                  | 371,163                                | 6.78%                                | 7.17%                                   | 21,295                          | 435,010                 | 463,125                 |
| 14* Public Safety                         | 22,994,146                         | 14,558,296                         | 37,552,442                 | 3,562,433                               | 2,314,140                               | 66,091                                 | 5,942,664                              | 15.82%                               | 14.42%                                  | (528,623)                       | 5,743,640               | 4,961,045               |
| 15* Board of Regents                      | 75,094,955                         | 158,794,780                        | 233,889,735                | 11,616,093                              | 38,753,228                              | -                                      | 50,369,320                             | 21.54%                               | 16.30%                                  | (12,255,153)                    | 58,930,232              | 59,438,744              |
| 150* Central Office                       | 1,874,129                          | 25,260,520                         | 27,134,649                 | 323,315                                 | 6,097,685                               | -                                      | 6,420,999                              | 23.66%                               | 25.62%                                  | 531,880                         | 8,175,545               | 6,332,882               |
| 152* University of South Dakota (USD)     | 18,725,973                         | 33,395,911                         | 52,121,884                 | 2,985,199                               | 3,593,342                               | -                                      | 6,578,542                              | 12.62%                               | 12.88%                                  | 136,599                         | 10,335,060              | 11,238,465              |
| 153* South Dakota State University (SDSU) | 37,749,460                         | 64,369,953                         | 102,119,413                | 6,312,030                               | 24,123,986                              | -                                      | 30,436,015                             | 29.80%                               | 19.54%                                  | (10,478,558)                    | 29,463,556              | 30,123,202              |
| 154* School of Mines and Tech. (SDSM&T)   | 6,560,886                          | 11,626,725                         | 18,187,611                 | 615,825                                 | 1,787,982                               | -                                      | 2,403,807                              | 13.22%                               | 10.47%                                  | (499,851)                       | 3,156,446               | 3,397,337               |
| 155* Northern State University (NSU)      | 4,047,608                          | 9,029,222                          | 13,076,830                 | 466,091                                 | 593,441                                 | -                                      | 1,059,532                              | 8.10%                                | 9.55%                                   | 189,274                         | 1,687,928               | 1,977,029               |
| 156* Black Hills State University (BHSU)  | 3,516,081                          | 7,163,790                          | 10,679,871                 | 495,434                                 | 1,635,318                               | -                                      | 2,130,752                              | 19.95%                               | 12.81%                                  | (762,304)                       | 3,246,096               | 3,678,400               |
| 157* Dakota State University (DSU)        | 2,425,818                          | 6,981,604                          | 9,407,422                  | 303,026                                 | 909,190                                 | -                                      | 1,212,217                              | 12.89%                               | 13.58%                                  | 64,897                          | 2,764,251               | 2,681,704               |
| 158* School for the Deaf                  | -                                  | 667,256                            | 667,256                    | -                                       | 5,432                                   | -                                      | 5,432                                  | 0.81%                                | 0.82%                                   | 62                              | 2,007                   | 8,981                   |
| 159* School for the Visually Handicapped  | 195,000                            | 299,799                            | 494,799                    | 115,173                                 | 6,851                                   | -                                      | 122,025                                | 24.66%                               | 10.70%                                  | (69,064)                        | 99,343                  | 744                     |
| 16* Military                              | -                                  | 29,254                             | 29,254                     | -                                       | -                                       | -                                      | -                                      | 0.00%                                | 0.00%                                   | -                               | -                       | -                       |
| 17* Veterans' Affairs                     | 1,269,602                          | 3,218,715                          | 4,488,317                  | 179,920                                 | 495,992                                 | -                                      | 675,912                                | 15.06%                               | 16.33%                                  | 57,021                          | 1,152,593               | 824,526                 |
| 18* Corrections                           | 1,031,093                          | 2,673,584                          | 3,704,677                  | 148,123                                 | 232,621                                 | -                                      | 380,744                                | 10.28%                               | 14.87%                                  | 169,956                         | 875,054                 | 1,583,945               |
| 19* Human Services                        | 209,141                            | 10,291,742                         | 10,500,883                 | 23,434                                  | 1,139,182                               | 1,706,555                              | 2,869,170                              | 27.32%                               | 19.30%                                  | (842,524)                       | 2,430,171               | 2,463,730               |
| 20* Environment and Natural Resources     | 3,764,224                          | 2,004,418                          | 5,768,642                  | 422,298                                 | 124,137                                 | -                                      | 546,435                                | 9.47%                                | 9.39%                                   | (4,755)                         | 674,647                 | 704,526                 |
| 25* South Dakota Retirement System        | 2,611,873                          | 1,781,766                          | 4,393,639                  | 410,107                                 | 342,487                                 | 90,959                                 | 843,553                                | 19.20%                               | 17.61%                                  | (69,838)                        | 773,311                 | -                       |
| 26* Public Utilities Commission           | 115,057                            | 43,141                             | 158,198                    | 31,168                                  | 324                                     | -                                      | 31,492                                 | 19.91%                               | 25.79%                                  | 9,307                           | 42,086                  | 5,892                   |
| 27* Unified Judicial System               | 2,696,065                          | 6,321,277                          | 9,017,342                  | 445,002                                 | 500,166                                 | 60,225                                 | 1,005,393                              | 11.15%                               | 11.53%                                  | 34,585                          | 1,079,799               | 984,061                 |
| 28* Legislature                           | -                                  | 854,040                            | 854,040                    | 1,529                                   | 94                                      | -                                      | 1,622                                  | 0.19%                                | 0.00%                                   | (1,622)                         | -                       | -                       |
| 29* Attorney General                      | 5,347,978                          | 5,156,608                          | 10,504,586                 | 736,452                                 | 699,203                                 | 14,608                                 | 1,450,263                              | 13.81%                               | 14.76%                                  | 100,534                         | 1,488,359               | 1,408,271               |
| 30* School and Public Lands               | 27,373                             | 246,150                            | 273,523                    | 4,566                                   | 126,702                                 | -                                      | 131,268                                | 47.99%                               | 22.29%                                  | (70,304)                        | 78,104                  | 55,292                  |
| 31* Secretary of State                    | 315,618                            | 359,249                            | 674,867                    | 50,592                                  | 64,332                                  | -                                      | 114,923                                | 17.03%                               | 18.07%                                  | 7,015                           | 101,548                 | 75,310                  |
| 32* State Treasurer                       | 17,435,245                         | 1,864,376                          | 19,299,621                 | 1,004,313                               | 325,527                                 | -                                      | 1,329,840                              | 6.89%                                | 7.23%                                   | 65,293                          | 1,356,078               | 1,192,940               |
| 33* State Auditor                         | -                                  | 200,000                            | 200,000                    | -                                       | 980                                     | -                                      | 980                                    | 0.49%                                | 0.00%                                   | (980)                           | -                       | -                       |
| <b>Total TOTAL</b>                        | <b>285,409,645</b>                 | <b>455,807,942</b>                 | <b>741,217,587</b>         | <b>42,109,953</b>                       | <b>72,459,877</b>                       | <b>31,062,902</b>                      | <b>145,632,732</b>                     | <b>19.65%</b>                        | <b>17.89%</b>                           | <b>(12,999,807)</b>             | <b>158,553,207</b>      | <b>151,815,528</b>      |

% of FY17 Year Expended (2 of 12)

16.70%

% of FY17 Pay Periods Expended (4 of 24)

20.83%