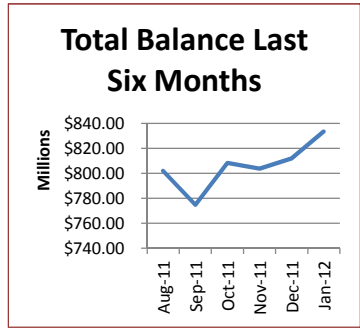
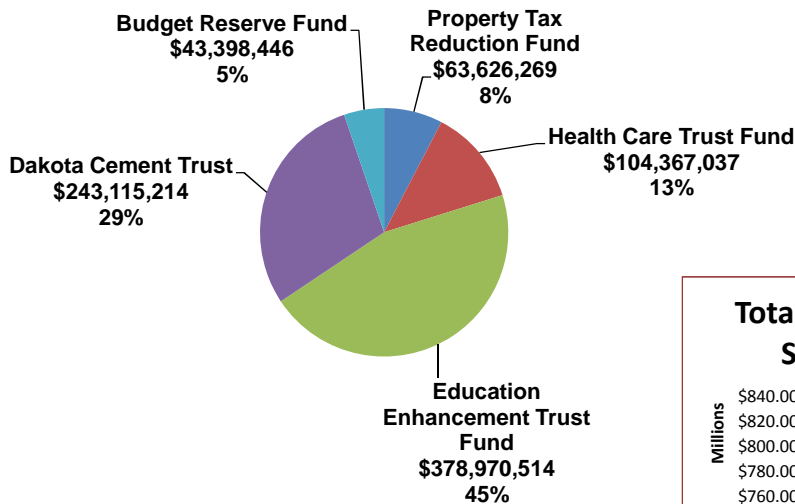


State of South Dakota Cash and Investment Balances in State Reserve and Trust Funds as of January 31, 2012

Total Balance \$833,477,480



Reserve and Trust Fund Balance Breakdown

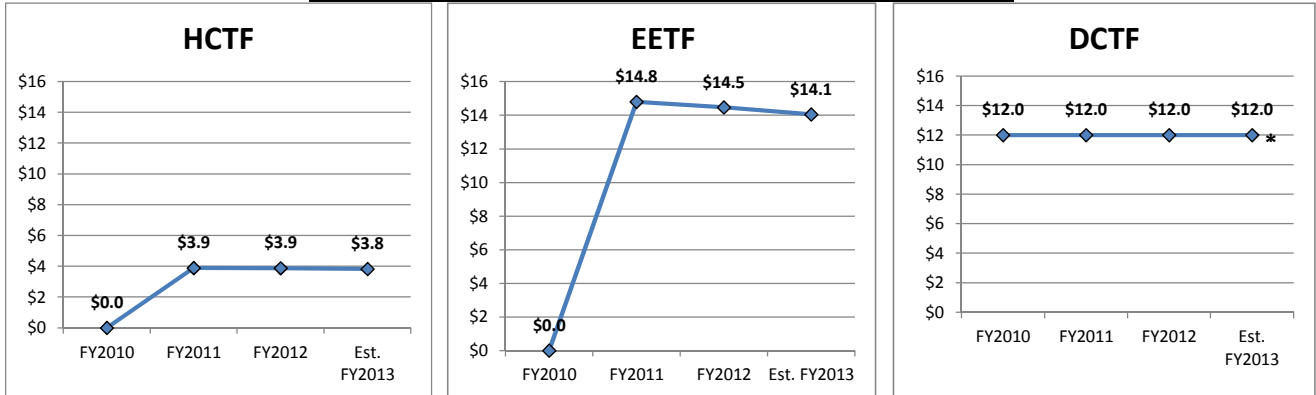
	(A) Principal Balance	(B) Earnings Balance	(A + B) Total Accumulated Balance
Property Tax Reduction Fund ①	\$ 63,626,269	\$ -	\$ 63,626,269
Health Care Trust Fund ②	\$ 85,631,024	\$ 18,736,013	\$ 104,367,037
Education Enhancement Trust Fund ②	\$ 329,329,930	\$ 49,640,584	\$ 378,970,514
Dakota Cement Trust Fund ③	\$ 238,000,000	\$ 5,115,214	\$ 243,115,214
Budget Reserve Fund ④	\$ 43,398,446	\$ -	\$ 43,398,446
	\$ 759,985,669	\$ 73,491,811	\$ 833,477,480

- ①= Money may be transferred to the General Fund by BFM commissioner for State Aid to Education. Money may also be transferred to the General Fund through an act of the Legislature by a simple majority.
- ②= Principal and Earnings balance requires a three-fourths vote of the Legislature to be appropriated.
- ③= There is no provision to appropriate the principal balance per the state's Constitution.
- ④= Balance requires a two-thirds vote of the Legislature to be appropriated.

It Should be Noted:

- The cash and investment balances in these funds are subject to restrictions imposed by law through constitutional provisions or enabling legislation on how they can be used.
- Spending of these balances will reduce future revenue generated through investing activities.

Trust Fund Distributions - Last Three Years and Estimated FY2013



*=Transfer of \$12 million will be made in FY2013. The Legislature may also distribute an amount equal to five percent of the fair value of the DCTF, less the twelve million, for the support of education.

State of South Dakota
Cash and Investment Balances in State Reserve and Trust Funds
FY 2009 to January 31, 2012

Property Tax Reduction Fund (3033)	FY2009	FY2010	FY2011	as of January 31, 2012
Total Cash Balance	① \$63,626,269	\$63,626,269	\$63,626,269	\$63,626,269
Change from Prior Period		\$0	\$0	\$0
Operating Transfers to General Fund to Provide Property Tax Relief through State Aid to Education.				
	\$125,463,350	\$123,174,513	\$110,380,262	\$53,275,631
Health Care Trust Fund (3004)	FY2009	FY2010	FY2011	as of January 31, 2012
Principal Balance (accumulated to date)	\$85,631,024	\$85,631,024	\$85,631,024	\$85,631,024
Earnings Balance (accumulated to date)	(\$3,289,099)	\$7,949,178	\$22,296,564	\$18,736,013
Total FMV Balance	② \$82,341,925	\$93,580,202	\$107,927,588	\$104,367,037
Change from Prior Period		\$11,238,277	\$14,347,386	(\$3,560,551)
Operating Transfers to General Fund for Health Care Related Programs which include, per General Bill:				
- Dept of Social Services - Medical Services.	④ \$3,896,330	\$0	\$3,886,427	\$3,876,298
Education Enhancement Trust Fund (3005)	FY2009	FY2010	FY2011	as of January 31, 2012
Principal Balance (accumulated to date)	\$329,329,930	\$329,329,930	\$329,329,930	\$329,329,930
Earnings Balance (accumulated to date)	(\$26,842,087)	\$11,752,147	\$62,273,341	\$49,640,584
Total FMV Balance	② \$302,487,843	\$341,082,078	\$391,603,272	\$378,970,514
Change from Prior Period		\$38,594,235	\$50,521,194	(\$12,632,758)
Operating Transfers to General Fund for Education Enhancement Programs which include, per General Bill:				
- Dept of Education - State Aid to Ed. & School Technology	④ \$15,453,422	\$0	\$14,802,790	\$14,469,388
Dakota Cement Trust (3003)	FY2009	FY2010	FY2011	as of January 31, 2012
Principal Balance	\$238,000,000	\$238,000,000	\$238,000,000	\$238,000,000
Earnings Balance (accumulated to date)	(\$43,049,222)	(\$27,019,448)	\$4,694,682	\$5,115,214
Total FMV Balance	② \$194,950,778	\$210,980,552	\$242,694,682	\$243,115,214
Change from Prior Period		\$16,029,774	\$31,714,130	\$420,532
Operating Transfers to General Fund for:				
- General Government	③ \$12,000,000	\$12,000,000	\$12,000,000	\$0
- Board of Regents - Opportunity Scholarships	\$1,522,942	\$0	\$0	\$0
Total Transfers to General Fund	\$13,522,942	\$12,000,000	\$12,000,000	\$0
Budget Reserve Fund (1000 - 99001)	FY2009	FY2010	FY2011	as of January 31, 2012
Total Cash Balance	① \$43,398,446	\$43,398,446	\$43,398,446	\$43,398,446
Change from Prior Period		\$0	\$0	\$0
Total Cash and Investment Balances	\$686,805,261	\$752,667,546	\$849,250,256	\$833,477,480
Transfers to General Fund in Support of State Programs				
- From Property Tax Reduction Fund	\$125,463,350	\$123,174,513	\$110,380,262	\$53,275,631
- From State Trust Funds	\$32,872,694	\$12,000,000	\$30,689,217	\$18,345,686
Total Transfers to General Fund	\$158,336,044	\$135,174,513	\$141,069,479	\$71,621,317

- NOTES:**
- ① = Property Tax Reduction Fund and Budget Reserve Fund are shown based on balances reported on the state's accounting system.
 - ② = Trust Fund amounts are shown at the actual fair market value of the investment accounts held with the South Dakota Investment Council.
 - ③ = Transfer of \$12 million has not been made yet in FY2012.
 - ④ = Transfers from the HCT and EETF were not be made in FY2010.

It Should Be Further Noted:

- The cash and investment balances in these funds are subject to restrictions imposed by law through constitutional provisions or enabling legislation on how they can be used.
- Spending of these balances will reduce future revenue generated through investing activities.