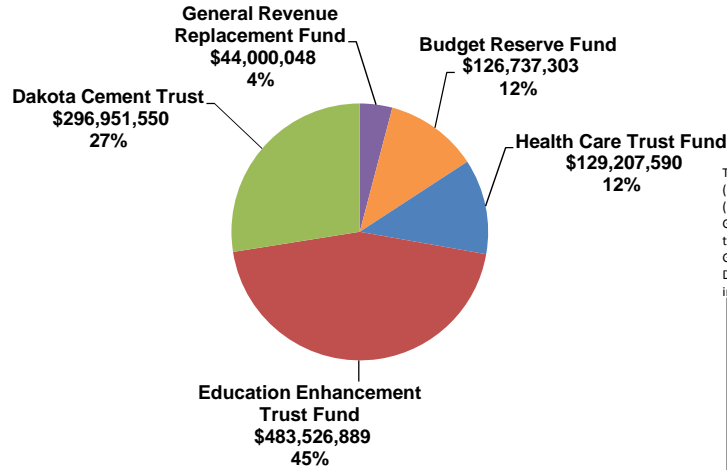
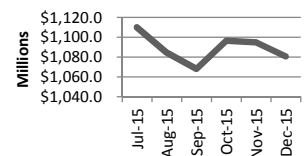


State of South Dakota Cash and Investment Balances in State Reserve and Trust Funds as of December 31, 2015 Total Balance \$1,080,423,380



The decline in June is due to a transfer from the DCTF (\$10.8M) to the General Fund and a decline in earnings (\$6.0M). The July balance includes a transfer from the General Fund into the Budget Reserve Fund (21.5M) and transfers from the HCTF (\$4.7) and EETF (\$17.0M) to the General Fund. The declines in August, September, and December and the increase in October are due to volatile investment returns.

Total FMV Balance Last Six Months

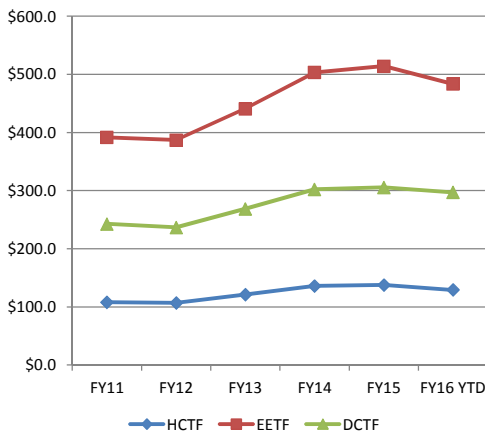


Reserve and Trust Fund Balance Breakdown

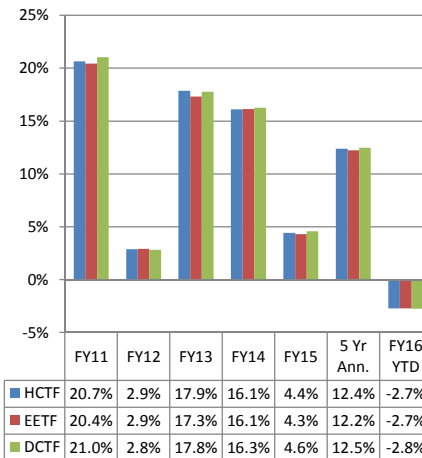
	Principal Balance	Fair Market Value Balance	Growth less Distributions
General Revenue Replacement Fund ①	\$ 44,000,048	\$ 44,000,048	\$ -
Budget Reserve Fund ②	\$ 126,737,303	\$ 126,737,303	\$ -
Health Care Trust Fund ③	\$ 85,631,024	\$ 129,207,590	\$ 43,576,566
Education Enhancement Trust Fund ③	\$ 347,253,008	\$ 483,526,889	\$ 136,273,881
Dakota Cement Trust Fund ④	\$ 238,000,000	\$ 296,951,550	\$ 58,951,550
Total Reserve and Trust Fund Balance	\$ 841,621,383	\$ 1,080,423,380	\$ 238,801,997

- ① Money may be transferred to the General Fund by BFM commissioner to balance the annual budget due to an unforeseen revenue shortfall. Money may also be transferred to the General Fund through an act of the Legislature by a simple majority.
- ② Balance requires a two-thirds vote of the Legislature to be appropriated.
- ③ Principal balance requires a three-fourths vote of the Legislature to be appropriated per State Constitution. The earnings may be appropriated through an act of the Legislature by a simple majority.
- ④ There is no provision in the state's Constitution to appropriate the principal over and above the four percent computation. The four percent computation is set in the Constitution.

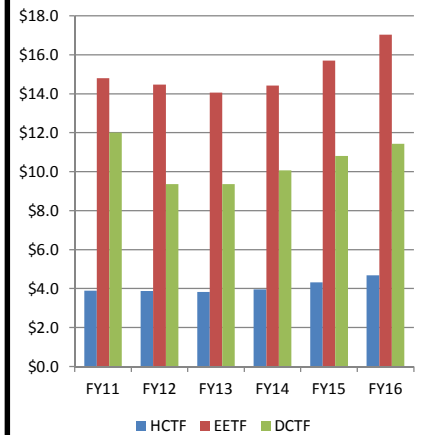
Fair Market Value (in millions)



% Rate of Return



Trust Fund Distributions to GF (in millions)



State of South Dakota
Cash and Investment Balances in State Reserve and Trust Funds
FY 2013 to December 31, 2015

General Revenue Replacement Fund		FY 2013	FY 2014	FY 2015	as of December 31, 2015
Total Cash Balance	①	\$63,626,269	\$44,000,048	\$44,000,048	\$44,000,048
Change from Prior Period		\$0	(\$19,626,221)	\$0	\$0
Transfers to General Fund for:					
- Property Tax Relief through State Aid to Education (FY's 13-15)		\$107,261,166	\$106,529,196	\$112,690,797	\$0
- Funding a part of Bond Reduction Plan (HB 1206)	③	\$0	\$19,626,221	\$0	\$0
		\$107,261,166	\$126,155,417	\$112,690,797	\$0
Budget Reserve Fund		FY 2013	FY 2014	FY 2015	as of December 31, 2015
Total Cash Balance	①	\$71,093,284	\$95,325,808	\$105,202,156	\$126,737,303
Change from Prior Period		\$47,849,854	\$24,232,523	\$9,876,348	\$21,535,148
Health Care Trust Fund		FY 2013	FY 2014	FY 2015	as of December 31, 2015
Principal Balance (accumulated to date)		\$85,631,024	\$85,631,024	\$85,631,024	\$85,631,024
Growth less distributions (accumulated to date)		\$35,475,687	\$50,385,618	\$51,897,073	\$43,576,566
Total Fair Market Value Balance	②	\$121,106,711	\$136,016,642	\$137,528,097	\$129,207,590
Change from Prior Period		\$14,316,440	\$14,909,931	\$1,511,455	(\$8,320,507)
Transfers to General Fund for Health Care					
Related Programs which include, per General Bill:					
- Dept of Social Services - Medical Services		\$3,825,385	\$3,959,754	\$4,322,835	\$4,674,130
Education Enhancement Trust Fund		FY 2013	FY 2014	FY 2015	as of December 31, 2015
Principal Balance (accumulated to date)		\$334,012,613	\$341,732,154	\$347,253,008	\$347,253,008
Growth less distributions (accumulated to date)		\$106,999,012	\$161,622,753	\$166,913,737	\$136,273,881
Total Fair Market Value Balance	②	\$441,011,625	\$503,354,908	\$514,166,746	\$483,526,889
Change from Prior Period		\$54,156,707	\$62,343,283	\$10,811,838	(\$30,639,857)
Transfers to General Fund for Education					
Enhancement Programs which include, per General Bill:					
- Dept of Education - State Aid to Ed. & School Technology		\$14,052,700	\$14,413,354	\$15,699,869	\$17,036,734
Dakota Cement Trust		FY 2013	FY 2014	FY2015	as of December 31, 2015
Principal Balance		\$238,000,000	\$238,000,000	\$238,000,000	\$238,000,000
Growth less distributions (accumulated to date)		\$30,843,121	\$64,362,265	\$67,394,373	\$58,951,550
Total Fair Market Value Balance	②	\$268,843,121	\$302,362,265	\$305,394,373	\$296,951,550
Change from Prior Period		\$32,118,095	\$33,519,144	\$3,032,108	(\$8,442,823)
Transfers to General Fund for:					
- General Government	④	\$9,356,955	\$10,063,456	\$10,803,626	\$0
Total Cash and Investment Balances		\$965,681,011	\$1,081,059,671	\$1,106,291,420	\$1,080,423,380
Transfers to General Fund in Support of State Programs					
- From Property Tax Reduction Fund		\$107,261,166	\$126,155,417	\$112,690,797	\$0
- From State Trust Funds		\$27,235,040	\$28,436,564	\$30,826,330	\$21,710,864
Total Transfers to General Fund		\$134,496,206	\$154,591,981	\$143,517,127	\$21,710,864

NOTES:

- ① General Revenue Replacement Fund and Budget Reserve Fund are shown based on balances reported on the state's accounting system. Ending balance in the Property Tax Reduction Fund was transferred to the General Revenue Replacement Fund on June 30, 2015.
- ② Trust Fund amounts are shown at the actual fair market value of the investment accounts held with the South Dakota Investment Council.
- ③ Transfer from PTRF (now General Revenue Replacement Fund) to the General Fund to fund a portion of the Bond Reduction Plan in HB 1206.
- ④ Transfer of approximately \$11.5M has not yet been made in FY16.