

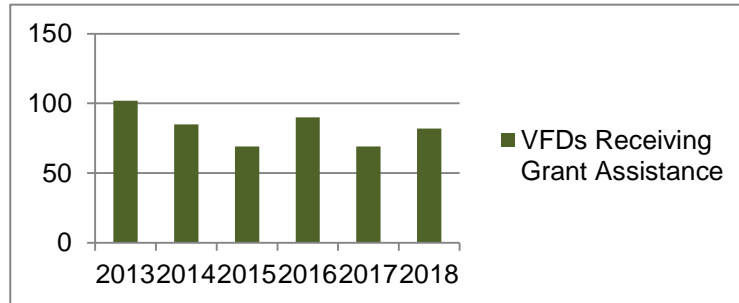


## SOUTH DAKOTA DEPARTMENT OF AGRICULTURE

2018

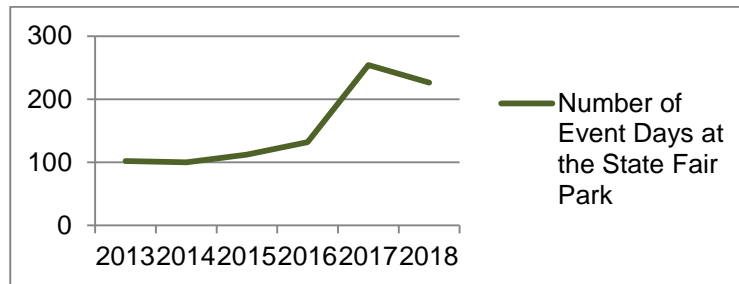
The mission of the South Dakota Department of Agriculture is to promote, protect, and preserve South Dakota agriculture for today and tomorrow.

**1** The SDDA **protects** forests, farm land, and homes from fire by providing assistance to volunteer fire departments (VFDs) across the state to allow them to better fight fires in their communities. In 2018, using funds from the U.S. Forest Service, the SDDA provided assistance to 82 VFDs. The chart below displays the number of VFDs that received assistance from the SDDA:



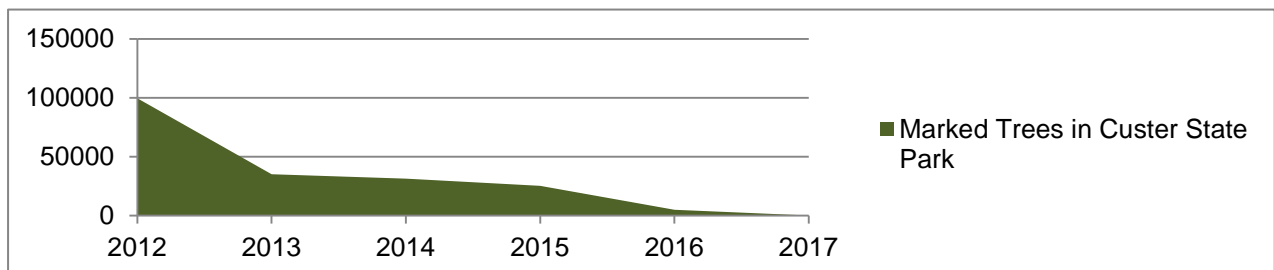
**Goal:** The SDDA’s goal is to continue to grow our outreach efforts to VFDs as we are able to given federal funding.

**2** The SDDA **promotes** agriculture in the state by maintaining the State Fair Park year round in Huron. In 2018, the State Fair Park hosted events on 226 days, an 11% decrease over last year. Two factors led to the decrease: the discontinuation of the stock car racing program and an April snowstorm which canceled two large events. The graph below tracks the number of days the State Fair Park hosted events on the grounds:



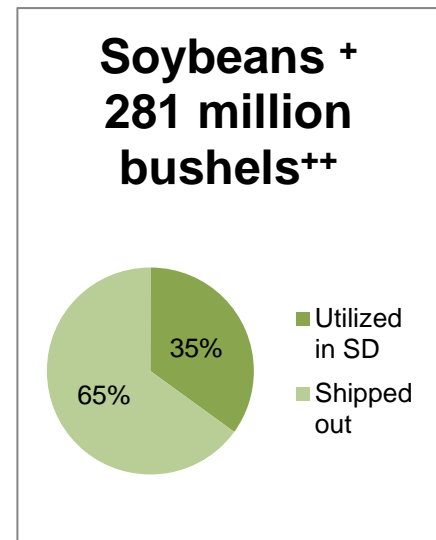
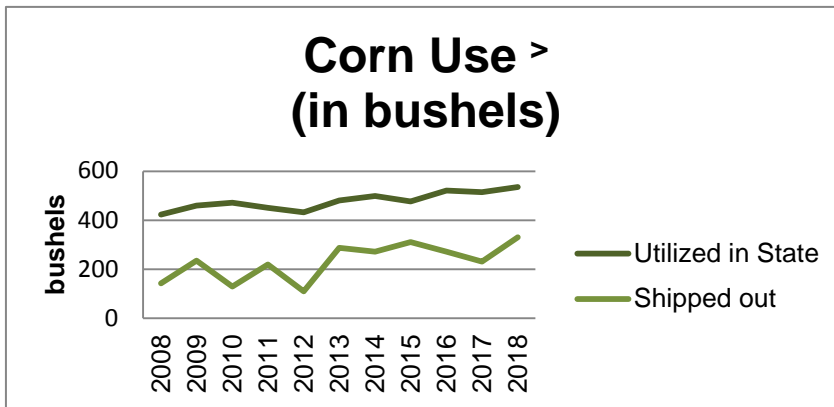
**Goal:** The SDDA’s goal is to continue to attract year-round events at the State Fair Park and increase event days on an annual basis by 3%.

**3** The SDDA **preserves, protects,** and conserves state forestland in Custer State Park by collaborating to mark trees and thereby track the progression of mountain pine beetle (MPB) in the park to prevent its spread. Since 2005, a total of 292,217 trees have been treated for MPB in the park. These trees were either cut and chunked or removed through commercial timber harvest. Although there were no MPB infested trees identified or treated in 2017, preventative spraying of over 1,500 trees was again conducted in the park to protect trees. Another year of preventative spraying was recommended following the 52,000 acre Legion Lake Fire. The graph below shows the number of trees marked in Custer State Park since 2012:



**Goal:** Since the MBP epidemic has ended, this is the last year the SDDA will be reporting this metric.

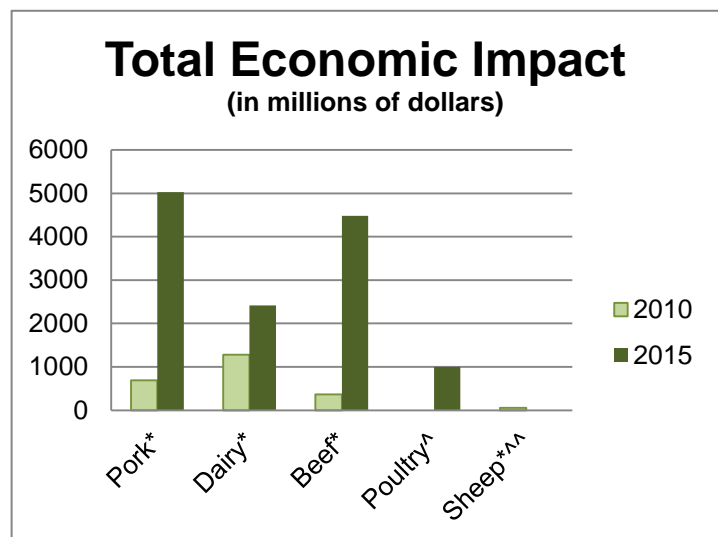
**4** The SDDA **promotes** agriculture in the state by supporting and promoting value-added opportunities in South Dakota for our crop farmers. One measure of that is the amount of crops that are utilized within the state compared to the amount that are shipped out. Some major commodities are shown below:



**Goal:** The SDDA's goal is to increase the amount of crops utilized in state by 2% over the next five years by supporting and promoting the development of value-added opportunities for South Dakota's crop producers.

**5** The SDDA **promotes** agriculture in the state by supporting responsible growth of livestock in the state and encouraging diversification of operations to help producers mitigate risk. The chart and graph below show the economic impact of major livestock classes in South Dakota:

Livestock Class	Total Economic Impact
Pork	\$5,025,146,497
Dairy	\$2,419,025,729
Beef	\$4,480,000,000
Poultry	Approx. \$1,000,000,000
Sheep	\$58,415,861



**Goal:** The SDDA's goal is to increase the economic impact of livestock in the state by supporting the responsible growth of population sizes and processing opportunities by 2% over five years.

>Information from the ProExporter Network courtesy of South Dakota Corn Growers Association.

+Information courtesy of South Dakota Soybean Association.

++2018 production estimate as of October 11, 2018.

\*Numbers based on research by SDSU faculty using USDA NASS data.

^Currently no South Dakota economic impact numbers from SDSU exist for the poultry industry. This value was calculated based on a national per head economic impact number from 2012 multiplied by the total poultry inventory. Previous data is not available.

^^No more recent data is available for sheep.