



South Dakota Health and Educational Facilities Authority

BONDING COMMITTEE MEETING
November 18, 2016

**SOUTH DAKOTA HEALTH AND
EDUCATIONAL FACILITIES
AUTHORITY**

CONTENTS

The Authority 1

Authority members and staff..... 2

Revenue bond index charts 3

New projects financed and pending projects..... 5

New projects assisted 7

Projected Savings for the new School District State Aid Intercept Program 9

Outstanding bonds as of June 30, 2016..... 10

Map of healthcare projects financed 11

Map of educational projects financed 12

Listing of Authority projects financed 13

Schedule of assisted projects financed 22

THE AUTHORITY

The Authority is a body politic and corporate and public instrumentality of the State of South Dakota created by Chapter 1-16A of the South Dakota Codified Laws (the Act). The purpose of the Authority is to (i) assist private nonprofit health and educational institutions in South Dakota in the construction, acquisition, financing and refinancing of projects to be undertaken for health care and higher education programs, (ii) assist South Dakota school districts and public bodies to alleviate cash flow shortages and reduce short-term borrowing costs, (iii) finance capital improvements for vocational education, (iv) assist public bodies in the financing of real property, equipment or other personal property and (v) assist public bodies, health institutions and educational institutions in the investment of funds intended for use or application in connection with any purpose, project or program authorized by the Act.

Under the Act, the Authority is authorized and empowered, among other things: to issue bonds, notes and other obligations for any of its corporate purposes and to refund the same; to charge and collect rates, rents, fees and charges for the use of projects or for services furnished by facilities in relation thereto; to construct, reconstruct, renovate, replace, maintain, repair, operate, lease or regulate projects for participating health institutions or participating educational institutions and to enter into contracts for the management or operation of projects; to refinance indebtedness of participating health institutions or participating educational institutions incurred with respect to the construction or acquisition of facilities by such institutions; to establish or cause to be established rules and regulations for the use of projects; to receive in relation to a project, loans or grants from any public agency or other source; to make loans to participating health institutions or participating educational institutions for costs of projects; to mortgage any project and the site thereof for the benefit of the holders of bonds issued to finance such project; and to do all things necessary or convenient to carry out the purpose of the Act.

The Act provides that the Authority shall consist of seven members serving five-year terms who shall be appointed by the Governor. All members of the Authority serve without compensation but are entitled to reimbursement for actual or necessary expenses incurred in the performance of their duties under the Act. The Authority annually elects one member to serve as Chairman, one member to serve as Vice Chairman and one member to serve as Treasurer.

The borrower selects the investment broker, and directs the investment of the cash pursuant to eligible investments.

The Authority selects bond counsel.

MEMBERS AND STAFF

**SOUTH DAKOTA HEALTH AND EDUCATIONAL
FACILITIES AUTHORITY**

Norbert Sebade, Rapid City
Chairman

David F. Fleck, Brandon
Vice Chairman

William F. Lynch, Pierre
Treasurer

Gene N. Lebrun, Rapid City

Donald E. Scott, PhD, Sioux Falls

James Scull, Jr., Rapid City

David Timpe, Hartford

Donald A. Templeton - Executive Director and Secretary

Vance Goldammer - General Legal Counsel
Murphy, Goldammer & Prendergast, LLP, Sioux Falls, SD

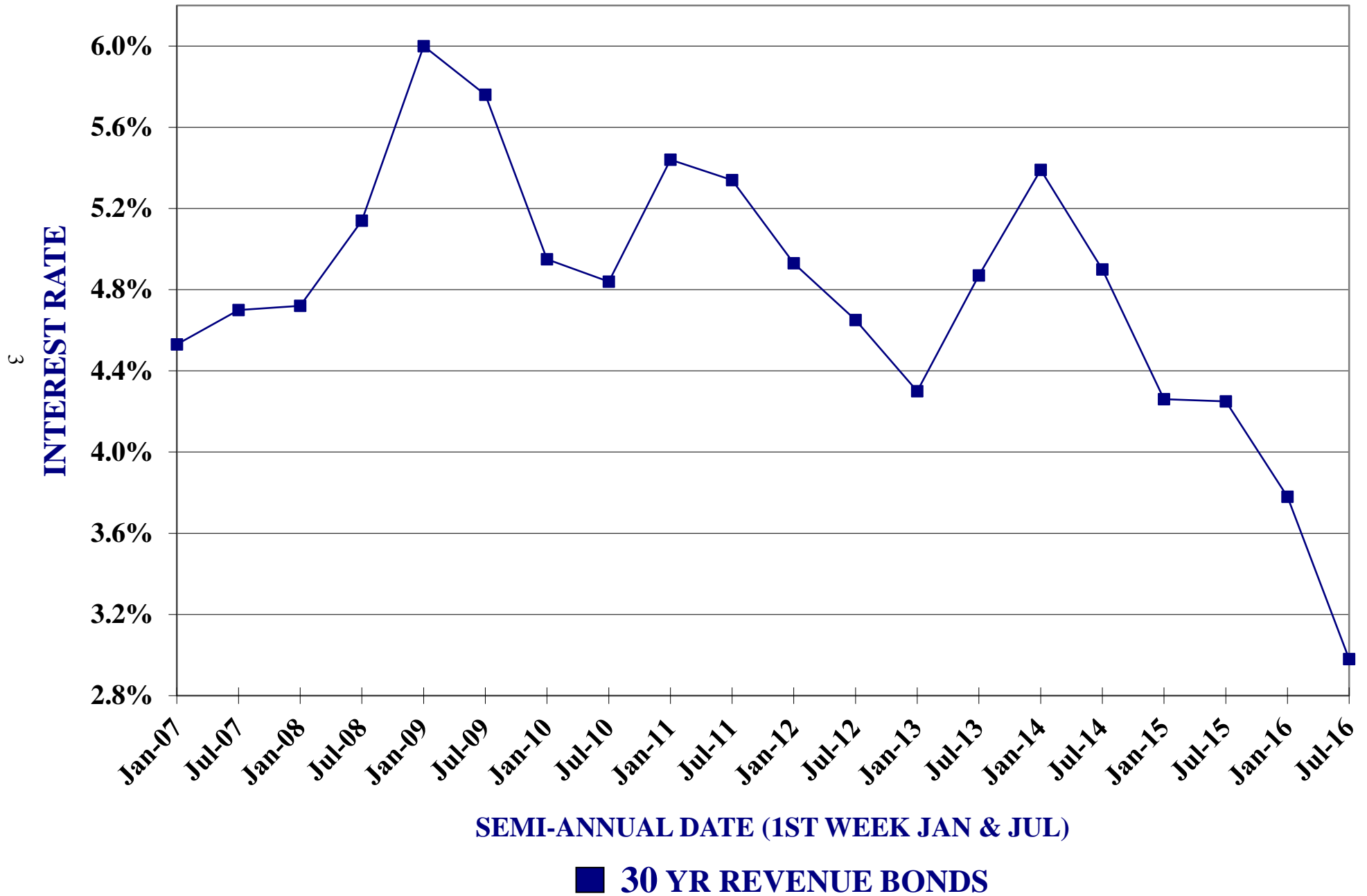
Dustin Christopherson – Associate Director

Steve Corbin – Finance Officer

Michael Jost - Accountant

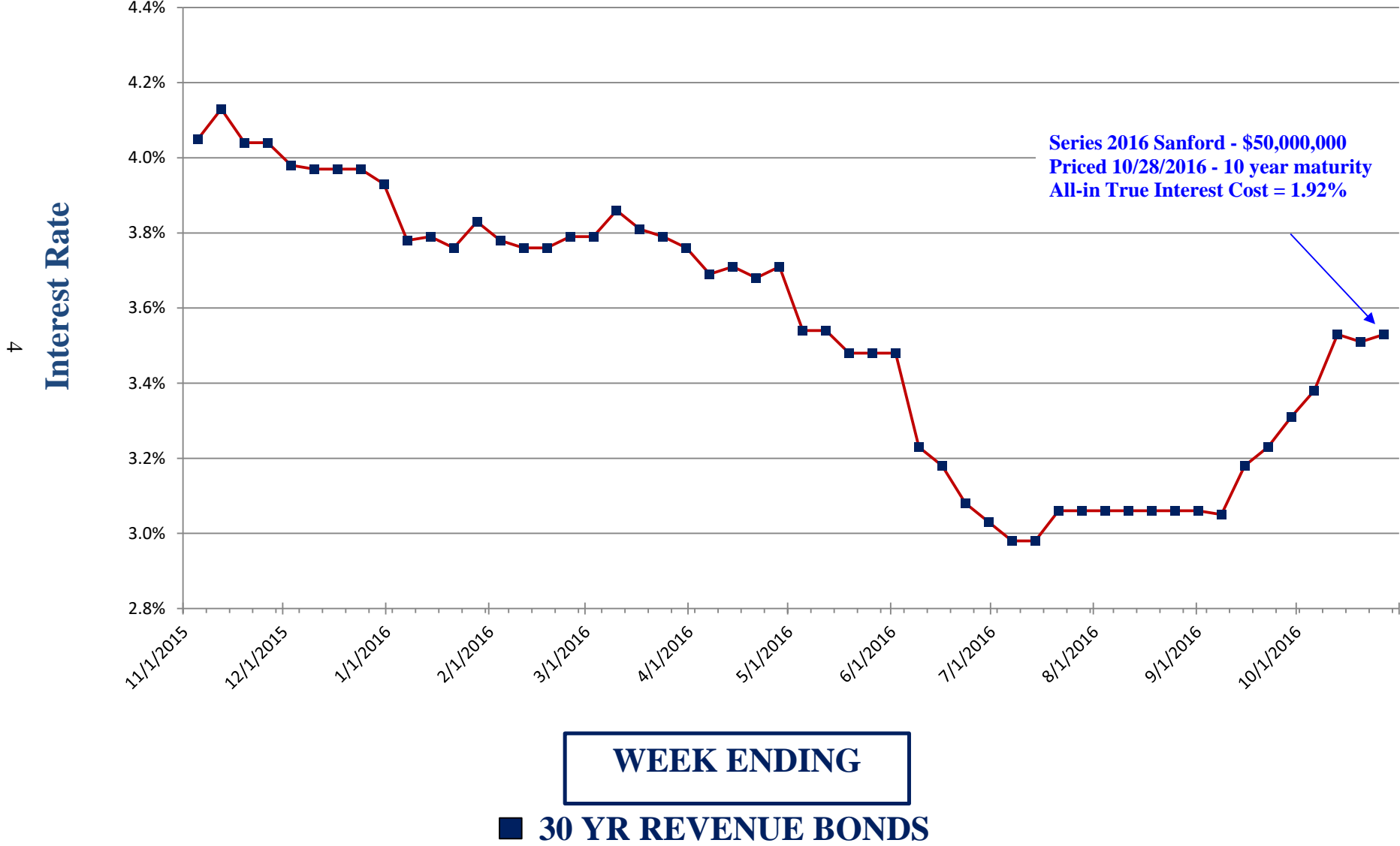
Bond Buyer's Revenue Index

Interest Rates from 2007 to 2016



Bond Buyer's Revenue Index

November 1, 2015 through October 28, 2016



NEW PROJECTS FINANCED

For the Period November 16, 2015

through

November 18, 2016

NEW PROJECTS FINANCED

Sanford Health Systems, Series 2016, October 28, 2016

Project: **\$46.2 million to complete Fargo Medical Center
\$3.8 million for equipment in Sioux Falls**

Amount: \$50 million
Lender: Private Placement with JP Morgan Chase
Terms: Interest rate of 1.92%
Rated: Not Rated
Fees: Bond Counsel: \$82,500
Underwriter: \$ N/A
Authority: \$10,000

Source of Repayment – Payments from Sanford

PENDING PROJECTS

Westhills Village Retirement Center

Project: **Construction of 44 Assisted Living Units and a parking lot**

Amount: \$15,620,000
Lender: Public Offering

Source of Repayment – Payments from Westhills Village Retirement Center

*New Projects Assisted pursuant to SB 191 of the 2015 Legislature
(School District State Aid Intercept Program)*

Canton School District Series 2016A

September 15, 2016

Project: Construct and equip a new 38,000 sq ft Performing Arts Center



Canton High School Performing Arts Center

Amount: \$7,200,000
Lender: Public Offering
True Interest Cost: 2.24%
Terms: Interest rate yields .65% to 2.62% amortized over 19 years
Rated: Standard & Poor's AA+
Projected Savings: \$100,000

Source of Repayment – General Obligation of the School District

Bridgewater-Emery School District Series 2016A

September 15, 2016

Project: Construct, equip and furnish a gymnasium, football field stadium seating, a press box and a permanent all-weather track

Amount: \$4,520,000
Lender: Public Offering
True Interest Cost: 2.17%
Terms: Interest rate yields .75% to 2.48% amortized over 15 years
Rated: Standard & Poor's AA+
Projected Savings: \$75,000

Source of Repayment – Capital Outlay Funds

Harrisburg School District Series 2016A

September 27, 2016

Project: **Purchase of Land**

Amount: \$2,955,000
Lender: Public Offering
True Interest Cost: 2.01%
Terms: Interest rate yields .8% to 2.25% amortized over 15 years
Rated: Standard & Poor's AA+
Projected Savings: \$ 40,000

Source of Repayment – Capital Outlay Funds

Oglala Lakota County School District Series 2016A

October 28, 2016

Project: **Refunding of 2013 Debt**

Amount: \$14,556,654
Lender: Private Placement with First Bank and Trust Brookings
True Interest Cost: n/a
Terms: Interest rate yields 3.95% for the first 5 years, 4.30% for years 6-10, and reset adjustments to market rates for years 11-15 and 16-20.
Rated: Non Rated (privately placed)
Projected Savings: \$3,000,000

Source of Repayment – Federal Impact Aid

School District State Aid Intercept Program Estimated Savings

<u>School District</u>	<u>Series</u>	<u>Project</u>	<u>Par Amount</u>	<u>Estimated Savings</u>
Canton	Canton School District 41-1, South Dakota General Obligation Bonds, Series 2016A	Performing Arts Center	7,200,000	100,000
Bridgewater/Emery	Bridgewater-Emery School District 30-3, South Dakota Limited Tax General Obligation Certificates, Series 2016A	Gymnasium, Track, and Improvements to the Football Stadium	4,520,000	75,000
Harrisburg	Harrisburg School District 41-2, South Dakota Limited Tax General Obligation Certificates, Series 2016A	Land Purchase	2,955,000	40,000
Oglala Lakota	Oglala Lakota School District 65-1, South Dakota Enhanced Payment Obligations	Refinancing of 2013 Debt	14,556,654	3,000,000
Total Estimated Savings				3,215,000

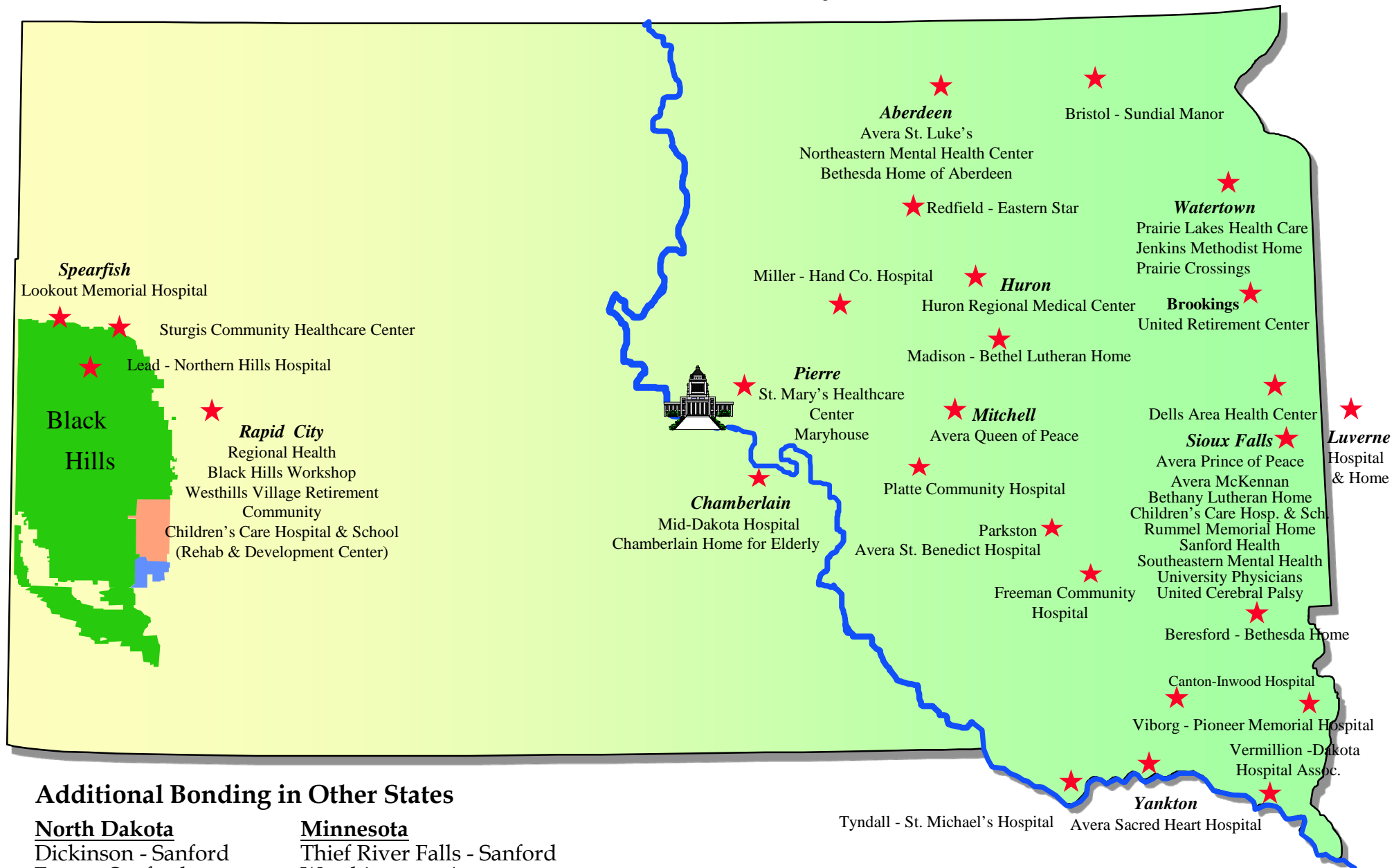
Program Financings in Progress

	<u>Estimated Par Amount</u>
Meade School District 2016A	10,000,000
Huron School District 2016A	16,730,000
Canton School District 2017A	4,500,000
Meade School District 2017A	10,000,000
Redfield School District 2017A	8,180,000

South Dakota Health and Educational Facilities Authority
 Combined Principal Maturity Schedule
 6/30/2016

BONDS	OUTSTANDING 06.30.2016
AVERA MCKENNAN SERIES 2007	\$ 3,935,907.39
AVERA MCKENNAN SERIES 2008B	50,320,000.00
AVERA MCKENNAN SERIES 2008C	42,480,880.42
AVERA QUEEN OF PEACE SERIES 2008C	4,000,000.00
AVERA SACRED HEART SERIES 2008C	2,924,835.74
AVERA ST. LUKE'S SERIES 2008C	8,444,283.84
AVERA HEALTH SERIES 2012A	66,115,000.00
AVERA HEALTH SERIES 2012B	122,850,000.00
AVERA HEALTH SERIES 2014A	58,750,000.00
CHILDREN'S CARE HOSPITAL SERIES 2007	6,370,000.00
DAKOTA HOSPITAL ASSOCIATION SERIES 1997	3,570,000.00
DELLS AREA HEALTH CENTER SERIES 2000	2,690,000.00
HURON REGIONAL MEDICAL CENTER SER 1994	0.00
PRAIRIE LAKES HCS SERIES 2010	9,635,000.00
RAPID CITY REG HOSPITAL SERIES 2010	35,400,000.00
REGIONAL HEALTH SERIES 2011	38,895,000.00
REGIONAL HEALTH SERIES 2015	64,010,000.00
SIOUX VALLEY HOSPITAL SERIES 1997-UP	2,005,000.00
SIOUX VALLEY HOSPITAL SERIES 2001B	5,975,000.00
SIOUX VALLEY HOSPITAL SERIES 2001C	22,195,000.00
SIOUX VALLEY HOSPITAL SERIES 2004B	15,110,000.00
SANFORD HEALTH SERIES 2007	1,380,000.00
SANFORD HEALTH SERIES 2009	66,810,000.00
SANFORD HEALTH SERIES 2012A	27,015,000.00
SANFORD HEALTH SERIES 2012B	30,605,000.00
SANFORD HEALTH SERIES 2012C	7,215,000.00
SANFORD HEALTH SERIES 2012D	39,800,000.00
SANFORD HEALTH SERIES 2012E	120,000,000.00
SANFORD HEALTH SERIES 2014A	52,000,000.00
SANFORD HEALTH SERIES 2014B	186,105,000.00
SANFORD HEALTH SERIES 2015	176,315,000.00
UNIVERSITY OF SIOUX FALLS SERIES 2010A	4,350,000.00
UNIVERSITY OF SIOUX FALLS SERIES 2010B	3,110,000.00
UNIVERSITY OF SIOUX FALLS SERIES 2010C	1,555,000.00
UNIVERSITY OF SIOUX FALLS SERIES 2010D	1,555,000.00
UNIVERSITY OF SIOUX FALLS SERIES 2010E	3,410,000.00
VOCATIONAL ED PROGRAM SERIES 2007	4,930,000.00
VOCATIONAL ED PROGRAM SERIES 2010A	16,445,000.00
VOCATIONAL ED PROGRAM SERIES 2010B	6,455,000.00
VOCATIONAL ED PROGRAM SERIES 2010C	11,790,000.00
VOCATIONAL ED PROGRAM SERIES 2011A	20,045,000.00
VOCATIONAL ED PROGRAM SERIES 2012A	17,150,000.00
VOCATIONAL ED PROGRAM SERIES 2014A	1,465,000.00
VOCATIONAL ED PROGRAM SERIES 2015A	20,590,000.00
VOCATIONAL ED PROGRAM SERIES 2015B	16,050,000.00
VOCATIONAL ED PROGRAM SERIES 2015C	17,320,000.00
WESTHILLS VILLAGE RETIREMENT SERIES 2012	12,840,000.00
WESTHILLS VILLAGE RETIREMENT SERIES 2014	8,595,000.00
TOTAL BONDS OUTSTANDING AT JUNE 30, 2016	\$ 1,440,575,907.39

South Dakota Health and Educational Facilities Authority Map of Healthcare Projects Funded



Additional Bonding in Other States

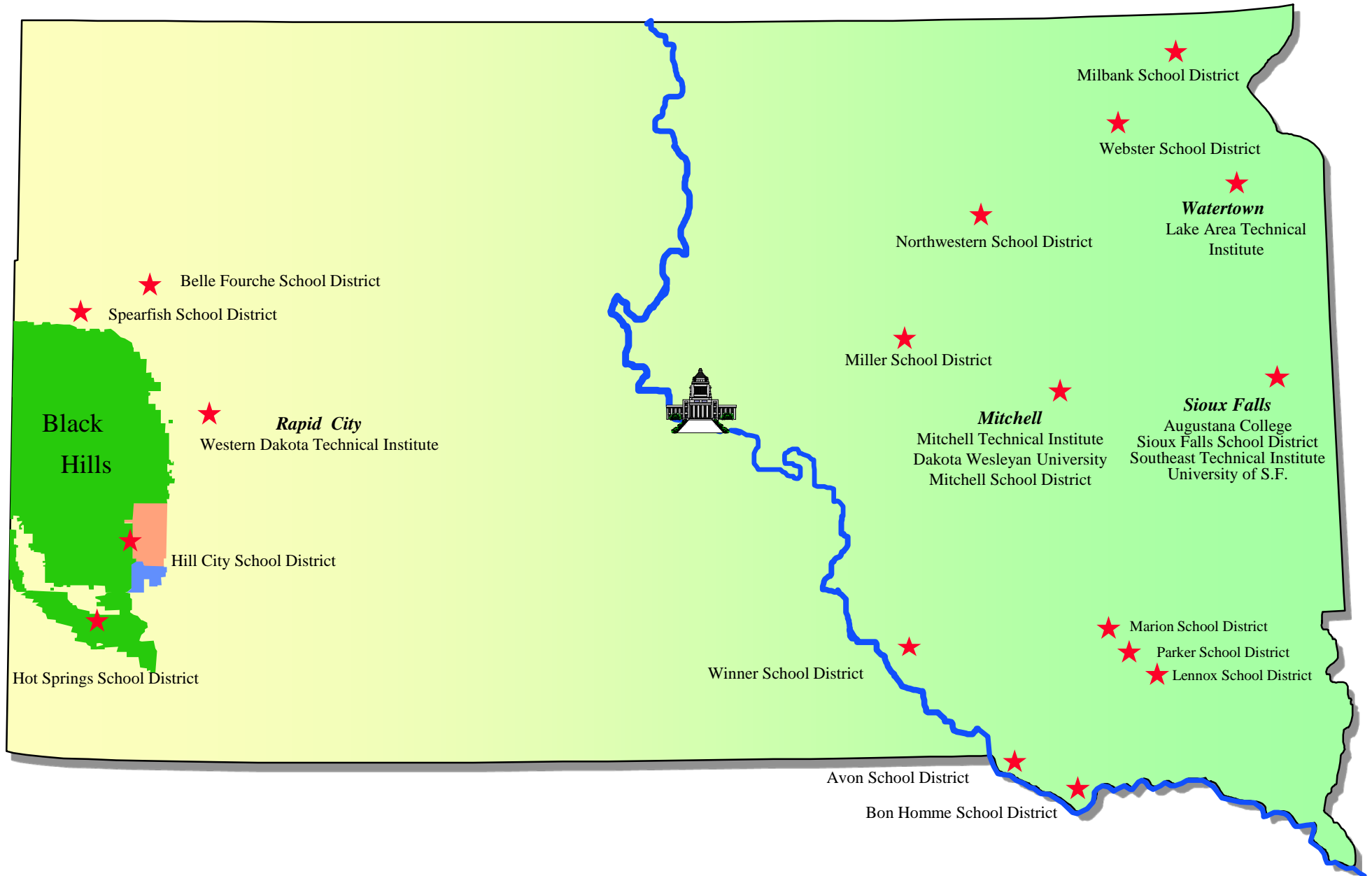
North Dakota

Dickinson - Sanford
 Fargo - Sanford
 Hillsboro - Sanford

Minnesota

Thief River Falls - Sanford
 Worthington - Avera
 Bemidji - Sanford
 Luverne - Avera

South Dakota Health and Educational Facilities Authority Map of Educational Projects Funded



**SOUTH DAKOTA HEALTH AND EDUCATIONAL
FACILITIES AUTHORITY
SCHEDULE OF PROJECTS FINANCED
AS OF JUNE 30, 2016**

<u>Series</u>	<u>Dated</u>	<u>Amount Issued</u>
Augustana College, Series 1972A(2)	November 1, 1972	\$ 350,000
St. Joseph Hospital, Series 1973A(2)	January 1, 1973	2,045,000
St. Joseph Hospital, Series 1973B(2)	January 1, 1973	730,000
McKenna Hospital, Series 1973A(2)	April 1, 1973	15,250,000
McKenna Hospital, Series 1973B(2)	April 1, 1973	1,250,000
Rapid City Regional Hospital, Series 1976(2)	September 1, 1976	21,700,000
McKenna Hospital, Series 1976C(2)	November 1, 1976	1,060,000
Sioux Valley Hospital, Series 1976(2)	November 1, 1976	25,600,000
St. Luke's Hospital, Series 1977(2)	March 1, 1977	7,400,000
Maryhouse Nursing Home, Series 1977A & B(2)	March 1, 1977	780,000
Pioneer Memorial Hospital, Series 1977(2)	May 1, 1977	315,000
Rapid City Regional Hospital Note, 1978(2)	May 4, 1978	595,000
McKenna Hospital, Series 1978(2)	August 1, 1978	15,535,000
St. Mary's Hospital Note, 1978(2)	August 15, 1978	93,000
St. Mary's Hospital, Series 1979(2)	July 1, 1979	6,300,000
Crippled Children's Hospital & School, Series 1979(2)	July 1, 1979	5,275,000
Sacred Heart Hospital Collateralized Trust Notes, 1979(2)	September 5, 1979	3,000,000
Augustana College Note, 1980(2)	May 30, 1980	500,000
Sacred Heart Hospital, Series 1980(2)	August 1, 1980	14,900,000
St. Mary's Hospital Note, 1980(2)	August 15, 1980	500,000
St. Mary's Hospital Note, 1981(2)	February 24, 1981	115,000
Augustana College, Series 1981(2)	April 1, 1981	2,200,000
Crippled Children's Hospital & School, Series 1981(2)	April 1, 1981	700,000
McKenna Hospital, Series 1981(2)	May 1, 1981	36,970,000
St. Mary's Hospital Note, 1981(2)	August 1, 1981	175,000
St. Luke's Hospital, Series 1981(2)	October 1, 1981	1,385,000
St. Joseph's Hospital Note, 1981(2)	November 1, 1981	175,000
St. Joseph Hospital Note, 1981(2)	December 16, 1981	340,000
St. Luke's Hospital Note, 1982(2)	April 16, 1982	278,000
Western Dakota Vocational Technical Foundation, Series 1982(2)	June 1, 1982	400,000
Health Education Assistance Loan, Series 1982A(2)	November 10, 1982	4,840,000
Equipment Financing Program, Series 1982A(2)	December 1, 1982	19,070,000
Rapid City Regional Hospital, Series 1982(2)	December 1, 1982	18,255,000
Sioux Valley Hospital, Series 1982(2)	December 1, 1982	11,920,000
Augustana College, Series 1983(2)	April 1, 1983	2,200,000

<u>Series</u>	<u>Dated</u>	<u>Amount Issued</u>
Crippled Children's Hospital & School Note, 1983(2)	July 6, 1983	100,000
Platte Community Memorial Hospital Note, 1983(2)	September 14, 1983	70,000
St. Michael's Hospital Note, 1983(2)	September 14, 1983	250,000
St. Benedict Hospital Note, 1983(2)	September 14, 1983	175,000
Pioneer Memorial Hospital, Series 1984(2)	January 1, 1984	200,000
St. Joseph Hospital Note, 1984(2)	January 13, 1984	198,242
Rapid City Regional Hospital, Series 1984(2)	March 1, 1984	37,370,000
Black Hills Rehabilitation Hospital, Series 1984(2)	March 1, 1984	5,050,000
Sioux Valley Hospital, Series 1984(2)	May 1, 1984	10,000,000
Northern Hills General Hospital, 1984(2)	August 15, 1984	355,000
Health Education Assistance Loan, Series 1984(2)	November 30, 1984	6,000,000
United Cerebral Palsy Note, 1985(2)	January 5, 1985	400,000
McKenna Hospital, Series 1985A(2)	February 1, 1985	40,855,000
McKenna Hospital Note, 1985(2)	May 31, 1985	1,780,000
McKenna Hospital, Series 1985B(2)	May 15, 1985	11,120,000
Pooled Loan Program, Series 1985A(2)	July 15, 1985	45,000,000
Sacred Heart Hospital, Series 1985(2)	December 1, 1985	15,075,000
Northeastern Mental Health Center, Series 1985(2)	December 15, 1985	600,000
School District Tax Anticipation Promissory Note Program, Series 1986(2)	August 14, 1986	55,135,000
St. Joseph Hospital Note, 1986(2)	August 22, 1986	400,000
Sioux Falls College, Series 1986(2)	November 19, 1986	1,225,000
Westhills Village Retirement Community, Series 1986(2)	December 15, 1986	10,550,000
Bethany Lutheran Home for the Aged, Series 1987(2)	April 1, 1987	1,190,000
School District Cash Flow Financing Promissory Note Program, Series 1987A(2)	June 30, 1987	33,225,000
Rummel Memorial Home, Inc., Series 1987(2)	August 1, 1987	700,000
School District Cash Flow Financing Promissory Note Program, Series 1987B(2)	August 1, 1987	6,485,000
Vocational Education Program Revenue Bonds, Series 1987(2)	September 1, 1987	5,595,000
St. Mary's Hospital, Series 1988(2)	March 1, 1988	2,000,000
Health Education Assistance Loan Program Note, 1988(2)	March 31, 1988	4,500,000
Sioux Valley Hospital Note, 1988(2)	April 25, 1988	8,110,000
St. Luke's Hospital, Series 1988A(2)	May 3, 1988	10,000,000
McKenna Hospital, Series 1988A(2)	June 1, 1988	12,000,000
School District Cash Flow Financing Program, Series 1988(2)	July 13, 1988	32,945,000
Vocational Education Program, Series 1988(2)	August 1, 1988	11,120,000

<u>Series</u>	<u>Dated</u>	<u>Amount Issued</u>
St. Luke's Midland Regional Medical Center, Series 1988(2)	September 1, 1988	17,200,000
Sioux Valley Hospital, Series 1989(2)	January 15, 1989	54,000,000
School District Capital Outlay Lease Program, Series 1989A(2)	February 15, 1989	1,485,000
School District Capital Outlay Lease Program, Series 1989B(2)	February 15, 1989	8,650,000
McKenna Hospital, Series 1989A(2)	April 1, 1989	68,450,000
Prince of Peace Retirement Community Inc., Series 1989B(2)	April 1, 1989	8,700,000
Sioux Falls School District No. 49-5, 1989 Lease(2)	April 20, 1989	2,168,000
School District Cash Flow Financing Program, Series 1989(2)	July 11, 1989	34,990,000
School District Capital Outlay Lease Program, Series 1989C(2)	October 1, 1989	4,575,000
Rapid City Regional Hospital, Series 1989(2)	December 1, 1989	52,180,000
Southeastern Mental Health Center, Series 1990(2)	May 1, 1990	970,000
Vocational Education Program, Series 1990(2)	June 1, 1990	1,315,000
Dakota Wesleyan University, Series 1990(2)	June 1, 1990	800,000
Dakota Hospital Association, Series 1990(2)	June 26, 1990	275,000
McKenna Hospital, Series 1990(2)	July 1, 1990	32,836,717
School District Cash Flow Financing Program, Series 1990(2)	July 12, 1990	28,390,000
Sioux Falls School District No. 49-5, Series 1990(2)	August 9, 1990	3,844,858
School District Capital Outlay Lease Program, Series 1990A(2)	December 20, 1990	1,220,000
Community Disabilities Services, Series 1991(2)	May 1, 1991	1,525,000
Hill City School District No. 51-2, Series 1991A(2)	May 16, 1991	400,000
Sioux Valley Hospital, Series 1991(2)	June 1, 1991	34,300,000
Milbank School District No. 25-4, Series 1991B(2)	June 12, 1991	810,000
Health Education Assistance Loan Program Note, Series 1991(2)	June 12, 1991	1,500,000
Augustana College Association, Series 1991(2)	June 13, 1991	550,000
School District Cash Flow Financing Program, Series 1991(2)	July 9, 1991	35,265,000
Black Hills Workshop and Training Center, Inc., Series 1991(2)	August 1, 1991	2,270,000
St. Luke's Midland Regional Medical Center, Series 1991(2)	August 1, 1991	34,685,000

<u>Series</u>	<u>Dated</u>	<u>Amount Issued</u>
St. Joseph Hospital, Series 1991(2)	August 1, 1991	3,210,000
McKenna Hospital, Series 1991(2)	August 1, 1991	3,690,000
East Dakota Cooperative Educational Service Unit, Series 1991(2)	August 1, 1991	275,000
Hot Springs School District No. 23-2, Series 1991C(2)	October 8, 1991	350,000
Queen of Peace Hospital, Series 1992(2)	March 1, 1992	14,698,145
Miller School District No. 29-1, Series 1992A(2)	March 24, 1992	1,900,000
East Dakota Cooperative Educational Service Unit, Series 1992(2)	April 1, 1992	275,000
Prairie Lakes Health Care Center, Series 1992(2)	May 1, 1992	24,000,000
School District Cash Flow Financing Program, Series 1992(2)	July 14, 1992	40,670,000
Mitchell School District, No. 17-2, Series 1992B(2)	July 14, 1992	4,140,000
Rapid City Regional Hospital, Series 1992(2)	August 1, 1992	54,835,000
St. Mary's Healthcare Center, Series 1992(2)	August 1, 1992	7,190,000
East Dakota Cooperative Educational Service Unit, Series 1992B(2)	September 1, 1992	275,000
Sioux Valley Hospital, Series 1992A(2)	November 18, 1992	16,500,000
Dakota Wesleyan University, Series 1992(2)	November 25, 1992	5,180,000
Vocational Education Program, Series 1992(2)	December 15, 1992	8,785,000
Mitchell School District, No. 17-2, Series 1993A(2)	January 13, 1993	850,000
Webster School District, No. 18-4, Series 1993B(2)	January 13, 1993	920,000
School District Cash Flow Financing Program, Series 1993(2)	June 29, 1993	44,315,000
Vocational Education Program, Series 1993A(2)	August 1, 1993	6,950,000
	August 1, 1993	2,830,000
	August 1, 1993	4,880,000
Jenkins Methodist Home, Series 1993(2)	August 1, 1993	4,880,000
Prince of Peace Retirement Community, Inc., Series 1993(2)	September 1, 1993	9,165,000
Bon Homme School District, No. 04-2, Series 1993C(2)	October 26, 1993	1,240,000
East Dakota Cooperative Educational Service Unit, Series 1993(2)	November 1, 1993	175,000
Westhills Village Retirement Community, Series 1993(2)	December 1, 1993	13,095,000
Sioux Valley Hospital, Series 1993(2)	December 15, 1993	24,000,000
St. Luke's Midland Regional Medical Center, Note 1994(2)	February 23, 1994	2,266,055
Avon School District, No. 04-1, Series 1994A(2)	March 9, 1994	750,000

<u>Series</u>	<u>Dated</u>	<u>Amount Issued</u>
Huron Regional Medical Center, Series 1994	April 1, 1994	11,315,000
Mitchell School District, No. 17-2, Series 1994B(2)	April 13, 1994	1,400,000
Winner School District, No. 59-2, Series 1994C(2)	May 26, 1994	2,695,000
Marion School District, No. 60-3, Series 1994D(2)	June 1, 1994	650,000
School District Cash Flow Financing Program, Series 1994(2)	July 14, 1994	32,755,000
Belle Fourche School District, No. 09-1, Series 1994E(2)	July 25, 1994	750,000
Rummel Memorial Home, Inc., Series 1994(2)	September 1, 1994	600,000
Northwestern School District, No. 56-3, Series 1994F(2)	November 3, 1994	1,500,000
McKenna Hospital, Series 1994(2)	January 12, 1995	28,000,000
University of Sioux Falls, Series 1995(2)	March 1, 1995	1,520,000
Spearfish School District, No. 40-2, Series 1995A(2)	July 13, 1995	700,000
Lennox School District, No. 41-4, Series 1995B(2)	July 13, 1995	1,685,000
School District Cash Flow Financing Program, Series 1995(2)	July 18, 1995	32,795,000
McKenna Hospital, Series 1996(2)	May 1, 1996	29,715,000
St. Luke's Midland Regional Medical Center, Series 1996(2)	May 1, 1996	8,140,000
Parker School District, No. 60-4, Series 1996A(2)	May 16, 1996	1,500,000
School District Cash Flow Financing Program, Series 1996(2)	July 18, 1996	24,040,000
Pioneer Memorial Hospital, Series 1996(2)	November 1, 1996	3,045,000
Sioux Valley Hospital, Series 1997(2)	July 1, 1997	14,105,000
Canton-Inwood Memorial Hospital, Series 1997(2)	July 1, 1997	2,735,000
Mid-Dakota Hospital Association, Series 1997(2)	July 1, 1997	2,085,000
Chamberlain Home for the Elderly, Inc., Series 1997(2)	July 1, 1997	615,000
Dakota Hospital Association, Series 1997	July 1, 1997	6,110,000
University Physicians, Series 1997	July 1, 1997	4,885,000
School District Cash Flow Financing Program, Series 1997(2)	July 1, 1997	12,180,000
Vocational Education Program, Series 1997(2)	December 1, 1997	10,365,000
Pioneer Memorial Hospital, Series 1998(2)	February 1, 1998	400,000
Northwestern School District, No. 56-3, Series 1998A(2)	March 17, 1998	1,150,000
Prairie Lakes Health Care System, Series 1998(2)	March 26, 1998	14,840,000

<u>Series</u>	<u>Dated</u>	<u>Amount Issued</u>
Rapid City Regional Hospital, Series 1998(2)	April 1, 1998	78,405,000
Vocational Education Program, Series 1998A(2)	May 1, 1998	4,705,000
Mitchell School District, No. 17-2, Series 1998B(2)	June 15, 1998	5,960,000
School District Cash Flow Financing Program, Series 1998 (2)	August 4, 1998	4,795,000
Avera McKennan Series 1998(2)	September 1, 1998	20,600,000
Miller School District, No. 29-1, Series 1998C(2)	September 11, 1998	1,390,000
Belle Fourche School District, No. 09-1, Series 1998D(2)	October 8, 1998	3,450,000
Rapid City Regional Hospital, Series 1999(2)	June 3, 1999	14,880,000
Vocational Education Program, Series 1999(2)	July 1, 1999	7,135,000
Westhills Village Retirement Community, Series 1999(2)	October 1, 1999	4,675,000
Prairie Crossings, Series 1999(2)	November 1, 1999	6,370,000
Children's Care Hospital and School, Series 1999(2)	November 1, 1999	9,315,000
University of Sioux Falls, Series 1999(2)	December 1, 1999	4,975,000
Sioux Valley Hospital, Series 2000(2)	February 29, 2000	30,000,000
Dells Area Health Center, Series 2000	February 29, 2000	5,100,000
Avera McKennan, Series 2000(2)	March 1, 2000	11,917,080
Avera St. Luke's, Series 2000(2)	March 1, 2000	6,168,465
Avera Queen of Peace, Series 2000(2)	March 1, 2000	9,259,455
Hot Springs School District, No. 23-2, Series 2000A(2)	September 26, 2000	2,000,000
Rapid City Regional Hospital, Series 2001(2)	April 1, 2001	39,750,000
Sioux Valley Hospital, Series 2001A(2)	April 26, 2001	40,000,000
Sioux Valley Hospital, Series 2001B	June 26, 2001	5,975,000
Sioux Valley Hospital, Series 2001C	June 26, 2001	30,000,000
Sioux Valley Hospital, Series 2001D(2)	June 26, 2001	31,835,000
Sioux Valley Hospital, Series 2001E(2)	September 1, 2001	40,430,000

<u>Series</u>	<u>Dated</u>	<u>Amount Issued</u>
University of Sioux Falls, Series 2001(2)	December 6, 2001	3,700,000
Sioux Valley Hospital, Series 2002A(2)	March 28, 2002	25,310,000
Avera McKennan, Series 2002(2)	April 11, 2002	21,677,832
Avera St. Luke's, Series 2002(2)	April 11, 2002	22,941,776
Avera Sacred Heart, Series 2002(2)	April 11, 2002	15,000,392
Sioux Valley Hospital, Series 2002B(2)	June 1, 2002	14,350,000
Prairie Lakes Health Care System, Series 2002(2)	October 1, 2002	15,000,000
Westhills Village Retirement Community, Series 2003(2)	March 1, 2003	11,790,000
Rapid City Regional Hospital, Series 2003(2)	April 1, 2003	60,000,000
Avera McKennan, Series 2004(2)	May 18, 2004	31,360,610
Avera Queen of Peace, Series 2004(2)	May 18, 2004	11,753,754
Avera St. Luke's, Series 2004(2)	May 18, 2004	15,795,636
Sioux Valley Hospital, Series 2004A(2)	September 1, 2004	52,000,000
Sioux Valley Hospital, Series 2004B	September 14, 2004	18,000,000
Vocational Education Program, Series 2004(2)	December 30, 2004	6,265,000
University of Sioux Falls, Series 2005(2)	February 23, 2005	6,000,000
Huron Regional Medical Center, Series 2005(2)	January 6, 2006	5,225,000
Avera Health Systems, Series 2006(2)	June 22, 2006	61,075,000
Westhills Village Retirement Community, Series 2006(2)	July 1, 2006	12,055,000
Children's Care Hospital and School, Series 2007	March 29, 2007	8,705,000
Sanford Health Systems, Series 2007	April 15, 2007	72,755,000
Prairie Crossings, Series 2007(2)	April 16, 2007	4,115,000
Vocational Education Program, Series 2007	November 8, 2007	8,805,000
Avera McKennan, Series 2007	December 6, 2007	6,400,000

<u>Series</u>	<u>Dated</u>	<u>Amount Issued</u>
Avera Health System, Series 2008A(2)	June 18, 2008	139,205,000
Series 2008B	June 18, 2008	50,320,000
Avera Health System, Series 2008C	July 1, 2008	61,495,000
Rapid City Regional Hospital, Series 2008(2)	August 14, 2008	67,465,000
Vocational Education Program, Series 2008(1)	September 16, 2008	19,465,000
Sanford Health System, Series 2009	September 10, 2009	70,565,000
University of Sioux Falls, Series 2010A	May 28, 2010	5,600,000
University of Sioux Falls, Series 2010B	May 28, 2010	4,000,000
University of Sioux Falls, Series 2010C	May 28, 2010	2,000,000
University of Sioux Falls, Series 2010D	May 28, 2010	2,000,000
University of Sioux Falls, Series 2010E	May 28, 2010	4,400,000
Vocational Education Program, Series 2010A Taxable Build America Bonds	July 2, 2010	17,135,000
Vocational Education Program, Series 2010B Taxable Recovery Zone Economic Development Bonds	July 2, 2010	6,455,000
Regional Health, Series 2010	August 17, 2010	54,390,000
Vocational Education Program, Series 2010C Taxable Build America Bonds	November 9, 2010	12,605,000
Prairie Lakes Health Care System, Series 2010	December 8, 2010	20,685,000
Vocational Education Program, Series 2011A	August 11, 2011	20,140,000
Regional Health, Series 2011	November 22, 2011	50,460,000
Vocational Education Program, Series 2012A	February 16, 2012	18,810,000
Sanford Health System, Series 2012A	March 29, 2012	32,955,000
Series 2012B	March 29, 2012	33,230,000
Series 2012C Taxable	March 29, 2012	10,695,000
Avera Health System, Series 2012A	May 1, 2012	71,205,000
Series 2012B	May 1, 2012	131,265,000
Sanford Health System, Series 2012D	June 14, 2012	45,000,000

<u>Series</u>	<u>Dated</u>	<u>Amount Issued</u>
Westhills Village Retirement Community, Series 2012	June 5, 2012	15,665,000
Sanford Health System, Series 2012E	November 1, 2012	120,000,000
Vocational Education Program, Series 2014A	June 17, 2014	1,790,000
Avera Health System, Series 2014	June 26, 2014	58,750,000
Sanford Health System, Series 2014A	August 5, 2014	52,000,000
Westhills Village Retirement Community, Series 2014	August 22, 2014	9,005,000
Sanford Health System, Series 2014B	October 28, 2014	186,105,000
Regional Health System, Series 2015	January 27, 2015	67,210,000
Vocational Education Program, Series 2015A	February 5, 2015	20,590,000
Vocational Education Program, Series 2015B	March 5, 2015	16,050,000
Vocational Education Program, Series 2015C	April 16, 2015	17,320,000
Sanford Health Systems, Series 2015	October 21, 2015	<u>176,315,000</u>
Total amount of bond issues		<u>\$4,196,533,017</u>
Total number of bond issues		<u>240</u>

-
- (1) Issue has been advance refunded.
(2) Debt has been retired.

**SOUTH DAKOTA HEALTH AND EDUCATIONAL
FACILITIES AUTHORITY
SCHEDULE OF ASSISTED PROJECTS FINANCED
AS OF JUNE 30, 2016**

<u>Series</u>	<u>Dated</u>	<u>Amount Assisted</u>
St. Ann's Corporation, Series 1988(2)	July 28, 1988	\$ 945,000
St. Benedict Hospital, Series 1988(2)	December 1, 1988	1,400,000
St. Joseph Hospital, Series 1988(2)	November 16, 1988	765,000
St. Michael's Hospital, Series 1989(2)	October 25, 1989	210,000
United Cerebral Palsy, Series 1989(2)	December 27, 1989	385,000
Bethel Lutheran Home, Series 1990(2)	May 31, 1990	600,000
Baptist Hospital, Series 1991(2)	April 1, 1991	2,500,000
Every Citizen Counts Organization, Inc., Series 1991(2)	July 3, 1991	350,000
Marshall County Memorial Hospital, Series 1991(2)	August 20, 1991	177,000
Dakota Hospital, Series 1991(2)	December 31, 1991	1,500,000
St. Benedict Hospital, Series 1992(2)	March 1, 1992	199,000
Bethel Lutheran Nursing Home, Series 1992(2)	May 26, 1992	400,000
Hand County Memorial Hospital, Series 1993(2)	March 15, 1993	1,100,000
St. Benedict Hospital, Series 1993(2)	October 15, 1993	1,200,000
Sun Dial Manor, Series 1994(2)	April 4, 1994	670,000
Dell Rapids Community Hospital, Series 1995(2)	September 6, 1995	1,250,000
Queen of Peace Hospital, Series 1995(2)	December 13, 1995	750,000
Bethesda of Aberdeen, Series 1996(2)	April 16, 1996	4,000,000
Bethesda Home for the Aged, Series 1996(2)	April 17, 1996	1,830,000
Eastern Star of SD, Series 1996(2)	April 18, 1996	850,000

**SOUTH DAKOTA HEALTH AND EDUCATIONAL
FACILITIES AUTHORITY
SCHEDULE OF ASSISTED PROJECTS FINANCED
AS OF JUNE 30, 2016**

<u>Series</u>	<u>Dated</u>	<u>Amount Assisted</u>
Bethel Lutheran Home, Series 1996(2)	September 26, 1996	1,300,000
Freeman Community Hospital and Nursing Home, Series 1996(2)	October 10, 1996	300,000
St. Benedict Health Center, Series 1997(2)	April 10, 1997	610,000
Hand County Memorial Hospital, Series 1997	October 15, 1997	700,000
Platte Community Memorial Hospital, Series 1997(2)	December 5, 1997	249,500
Queen of Peace Hospital, Series 1997(2)	December 29, 1997	800,000
Bethesda Home of Aberdeen, Series 1999(2)	October 14, 1999	1,200,000
Avera St. Michael's Hospital Inc., Series 2000(2)	February 23, 2000	1,435,000
Avera St. Benedict Health Center, Series 2001	December 28, 2001	600,000
Avera St. Benedict Health Center, Series 2003(2)	November 4, 2003	500,000
Avera St. Benedict Health Center, Series 2005	May 10, 2005	2,500,000
Children's Care Hospital & School, Series 2005(2)	October 14, 2005	2,900,000
Freeman Regional Health Services, Series 2006	September 29, 2006	750,000
Bethesda Home of Aberdeen, Series 2008(2)	February 1, 2008	2,000,000
United Retirement Center, Series 2011	July 15, 2011	6,622,000
Bethel Lutheran Home, Series 2012	June 6, 2012	1,400,000
Canton School District, Series 2016A	September 15, 2016	7,200,000
Bridgewater-Emery School District, Series 2016A	September 15, 2016	4,520,000
Harrisburg School District, Series 2016A	September 27, 2016	2,955,000
Oglala Lakota County School District, Series 2016A	October 28, 2016	<u>14,556,654</u>
Total amount of assisted bond issues		<u>\$74,179,154</u>
Total number of assisted bond issues		<u>40</u>

(2) Debt has been retired.