

SDSEHP Update

FY20 Expenses 5.7% Lower than Expected

	PRESENTED 02.26.2020	UPDATED 07.22.2020	DIFFERENCE
	RECOMMENDED ONE-TIME INCREASE OF	APPROPRIATED ONE-TIME INCREASE OF	
	\$2,053	\$2,053	
	\$10,071+\$2,053	\$10,071+\$2,053	
Employer Rate	\$12,124	\$12,124	\$0
	Estimate	Updated Estimate	
	FY 2020	FY 2020	FY 2020
Total Revenue	\$173,101,622	\$173,994,039	\$892,417
Total Expenses	\$159,960,694	\$150,771,327	(\$9,189,367)
Current Year Over/(Underrecovery)	\$13,140,928	\$23,222,712	\$10,081,784
Prior Year Over/(Underrecovery)	\$108,307	\$108,307	\$0
Cumulative Over/(Underrecovery)**/Reserve Level	\$13,249,235	\$23,331,019	\$10,081,784
IBNP/Allowable Reserve Level (Incurred But Not Paid included in claims amount)	\$17,403,000	\$16,632,000	(\$771,000)

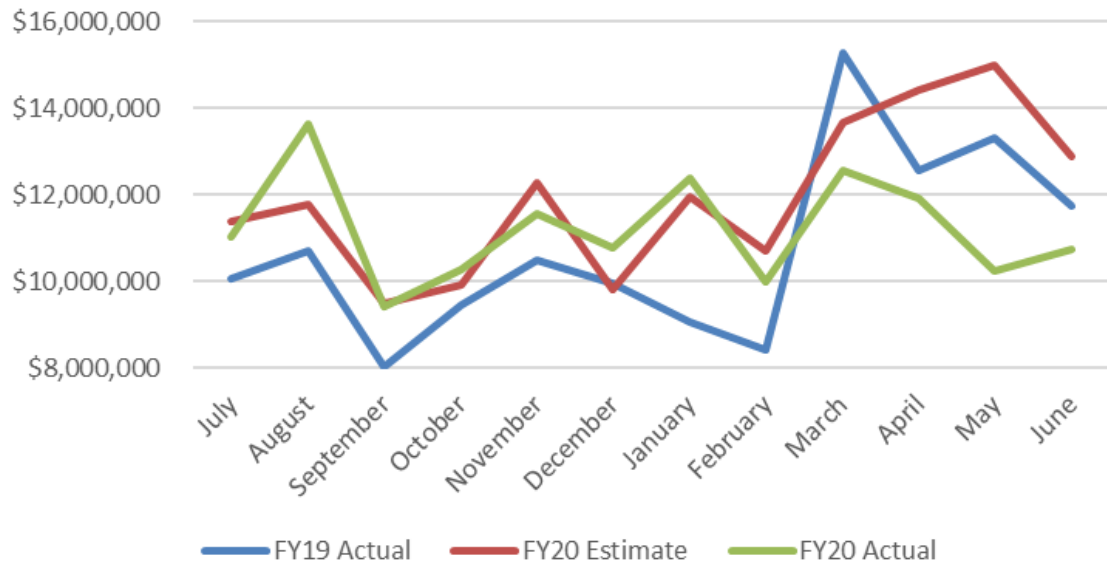
**Cumulative Over/(Underrecovery) is the analysis of the revenues and expenses since the beginning of the program.

When this line is zero we have collected enough to pay all liabilities for this program that would be paid out in the next fiscal year.

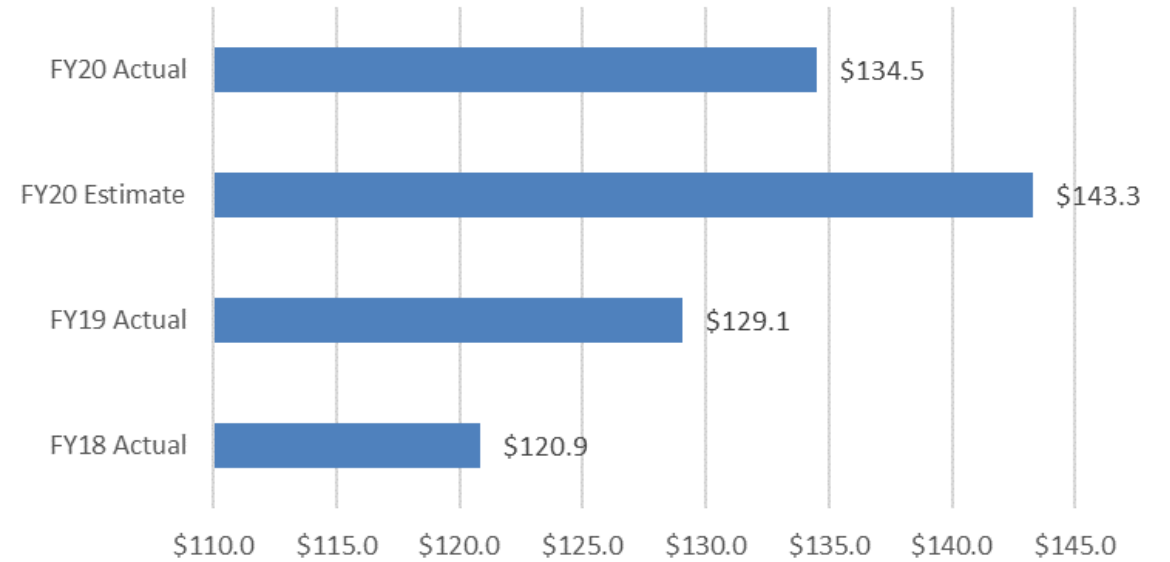
Any amount above zero is considered reserve.

COVID Slows Expected Claims Trend 6.1%

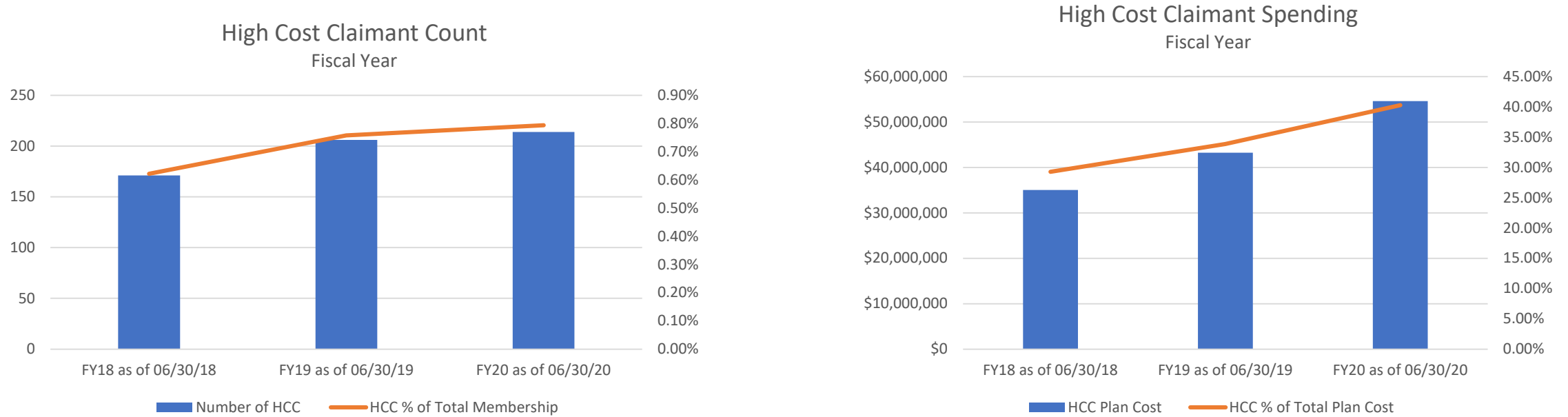
Claims by Month Comparison



Annual Claims Comparison



High Cost Claims Set Spending Pace



	\$ Change FY18 - 19	% Change FY18 - 19	\$ Change FY19-20	% Change FY19 - 20	\$ Change FY18 - 20	% Change FY18 - 20
HCC Only	\$8,226,816	23.5%	\$11,357,714	26.3%	\$19,584,530	55.9%
Total Claims	\$8,126,170	6.8%	\$7,913,373	6.2%	\$16,039,543	13.4%

43 Claimants Drive \$17.8M in Spend Change

