


# State of South Dakota



## FY2020 Year End Summary

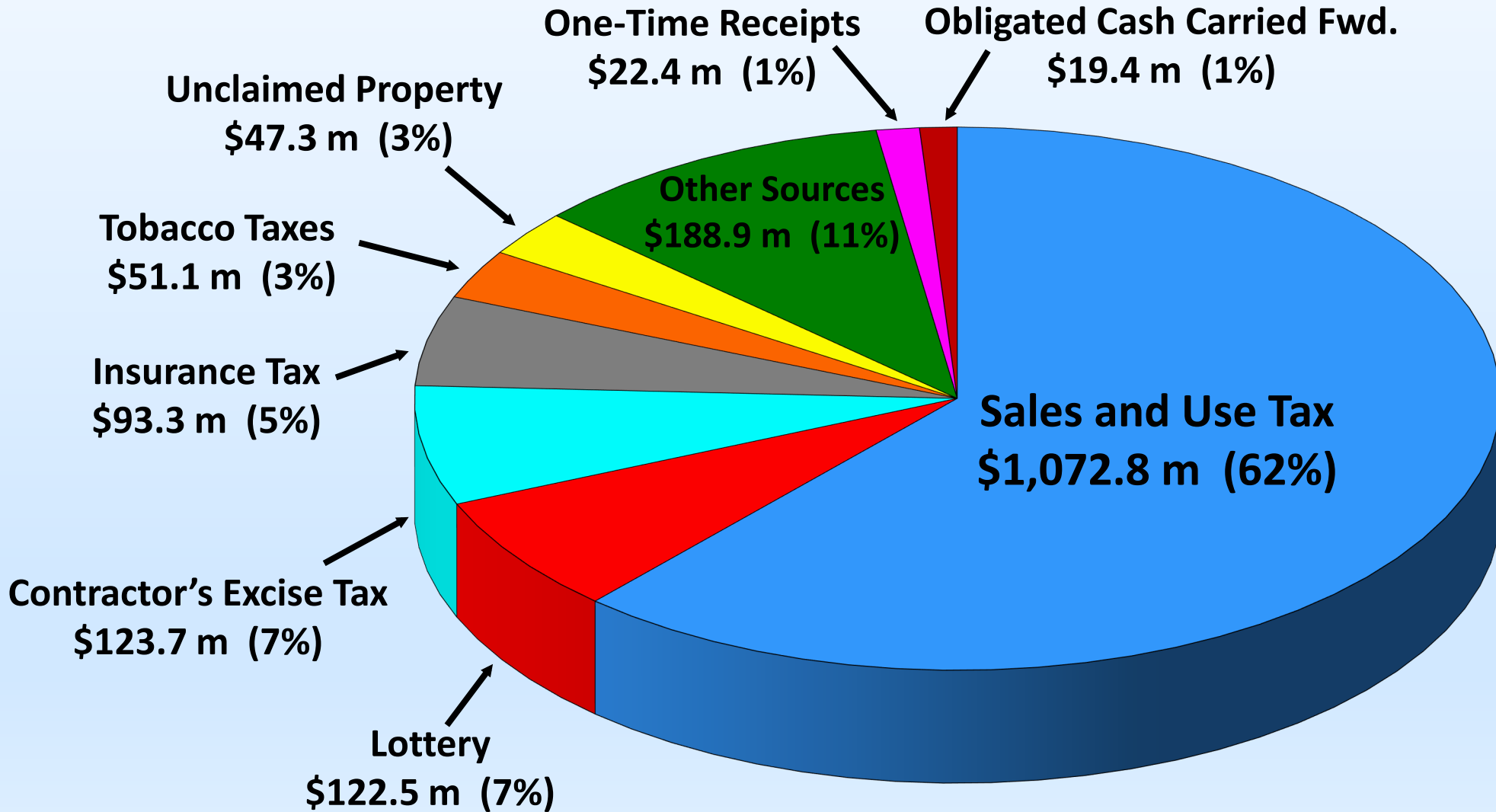
# Year End General Fund Figures

## How the General Fund Ended FY2020

<b>Adopted Revenue Surplus (March 2020)</b>	<u>\$0</u>
<b>Actual Revenue Collections Compared to Feb 2020 Estimates</b>	
Net Sales and Use Tax*	(\$11,834,802)
Lottery	(\$4,572,393)
Net Contractor's Excise Tax	(\$769,228)
Insurance Company Tax	\$4,320,203
Unclaimed Property Receipts	\$5,808,472
Licenses, Permits, and Fees	(\$1,109,962)
Tobacco Taxes	\$2,440,674
Trust Funds	(\$14,802)
Net Transfers In (excluding one-time)	(\$1,147,044)
Alcohol Beverage Tax	\$142,691
Bank Franchise Tax	(\$2,011,666)
Charges for Goods and Services	(\$1,396,129)
Telecommunications Tax	\$1,295,912
Severance Taxes	\$381,928
Investment Income and Interest	\$61,993
Alcohol Beverage 2% Wholesale Tax	\$73,404
Unexpended Carryovers/Specials/Deferred	\$425,135
<b>Total Change in Revenues</b>	<u>(\$7,905,615)</u>
<b>Miscellaneous Cash Adjustments (Included in NTI)</b>	<u>(\$52,553)</u>
<b>Total Revenue Change</b>	<u>(\$7,905,615)</u>
<b>Budgeted Reversions</b>	
Executive Branch Reversions (includes BOR)	\$25,568,653
Legislative Reversions	\$452,404
Judicial and Constitutional Office Reversions	\$1,128,802
<b>Total Reversions</b>	<u>\$27,149,859</u>
<b>Operating Transfer</b>	<u>(\$150,281)</u>
<b>Cash Surplus</b>	<u><b>\$19,093,963</b></u>
<b>Amount Obligated to the Budget Reserve Fund</b>	<u>(\$19,093,963)</u>
<b>Revised Ending Unobligated Cash Balance</b>	<u>\$0</u>

# Total General Fund Revenue

**\$1,741,345,230**

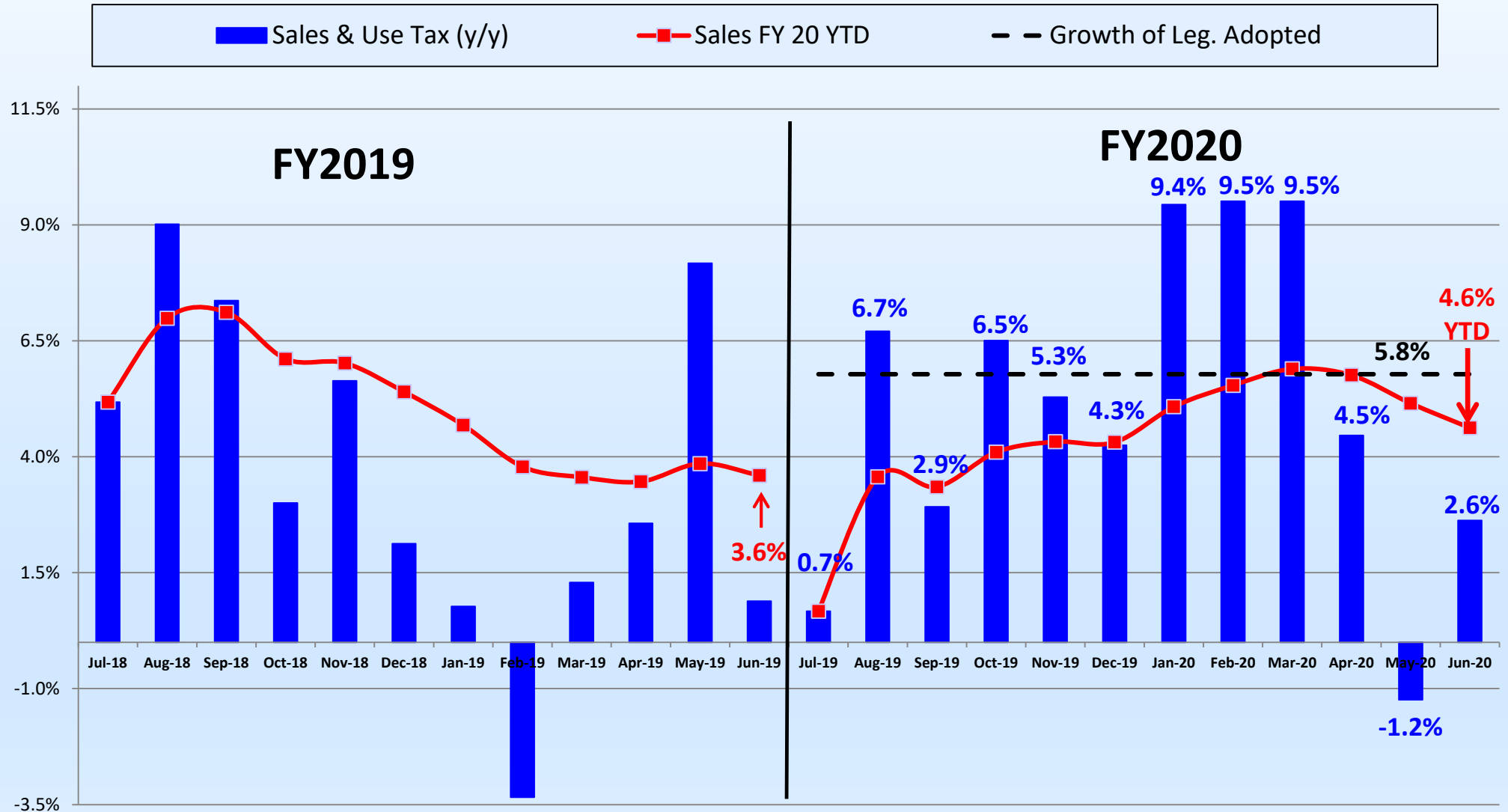


# General Fund Receipts

## Legislative Revised FY2020 vs. Actual FY2020

	<u>LEG ADOPTED FY2020</u>	<u>ACTUAL FY2020</u>	<u>DOLLAR CHANGE</u>	<u>PERCENT CHANGE</u>
<b>ONGOING RECEIPTS</b>				
Sales and Use Tax	\$ 1,084,665,451	\$ 1,072,830,649	\$ (11,834,802)	(1.09)
Lottery	127,061,394	122,489,001	(4,572,393)	(3.60)
Contractor's Excise Tax	124,492,747	123,723,519	(769,228)	(0.62)
Insurance Company Tax	88,950,909	93,271,112	4,320,203	4.86
Unclaimed Property Receipts	41,500,000	47,308,472	5,808,472	14.00
Licenses, Permits, and Fees	69,387,902	68,277,940	(1,109,962)	(1.60)
Tobacco Taxes	48,625,438	51,066,112	2,440,674	5.02
Trust Funds	39,874,058	39,859,256	(14,802)	(0.04)
Net Transfers In	21,005,164	19,858,120	(1,147,044)	(5.46)
Alcohol Beverage Tax	8,000,000	8,142,691	142,691	1.78
Bank Franchise Tax	14,072,270	12,060,604	(2,011,666)	(14.30)
Charges for Goods and Services	16,800,000	15,403,871	(1,396,129)	(8.31)
Telecommunications Tax	4,668,160	5,964,072	1,295,912	27.76
Severance Taxes	5,500,000	5,881,928	381,928	6.94
Investment Income and Interest	11,088,044	11,150,037	61,993	0.56
Alcohol Bev 2% Wholesale Tax	2,262,350	2,335,754	73,404	3.24
<b>TOTAL (ONGOING RECEIPTS)</b>	<u>\$ 1,707,953,887</u>	<u>\$ 1,699,623,137</u>	<u>\$ (8,330,750)</u>	<u>(0.49)</u>
<b>ONE-TIME RECEIPTS</b>				
Refinancing Gains/Transfer from SDBA	\$ 7,082,539	\$ 7,082,539	\$ -	0.00
Unexpended Carryovers and Specials		425,135	425,135	100.00
Transfer from Budget Reserve	14,859,866	14,859,866	0	0.00
Obligated Cash Carried Forward	19,354,553	19,354,553	0	0.00
<b>SUBTOTAL (ONE-TIME RECEIPTS)</b>	<u>\$ 41,296,958</u>	<u>\$ 41,722,093</u>	<u>\$ 425,135</u>	<u>100.00</u>
<b>GRAND TOTAL</b>	<u>\$ 1,749,250,845</u>	<u>\$ 1,741,345,230</u>	<u>(\$7,905,615)</u>	<u>(0.45)</u>

# Recent Growth Rates in State Sales and Use Tax



# General Fund Receipts

## Actual FY2019 vs. Actual FY2020

	ACTUAL FY2019	ACTUAL FY2020	DOLLAR CHANGE	PERCENT CHANGE
<b>ONGOING RECEIPTS</b>				
Sales and Use Tax	\$ 1,025,401,209	\$ 1,072,830,649	\$ 47,429,440	4.63
Lottery	123,815,501	122,489,001	(1,326,501)	(1.07)
Contractor's Excise Tax	113,163,617	123,723,519	10,559,901	9.33
Insurance Company Tax	90,347,541	93,271,112	2,923,571	3.24
Unclaimed Property Receipts	48,573,600	47,308,472	(1,265,128)	(2.60)
Licenses, Permits, and Fees	68,758,069	68,277,940	(480,129)	(0.70)
Tobacco Taxes	49,971,217	51,066,112	1,094,895	2.19
Trust Funds	38,527,936	39,859,256	1,331,320	3.46
Net Transfers In	23,827,140	19,858,120	(3,969,020)	(16.66)
Alcohol Beverage Tax	7,845,250	8,142,691	297,441	3.79
Bank Franchise Tax	17,256,120	12,060,604	(5,195,516)	(30.11)
Charges for Goods and Services	16,012,654	15,403,871	(608,783)	(3.80)
Telecommunications Tax	5,089,768	5,964,072	874,304	17.18
Severance Taxes	4,234,206	5,881,928	1,647,722	38.91
Investment Income and Interest	6,229,304	11,150,037	4,920,733	78.99
Alcohol Bev 2% Wholesale Tax	2,150,157	2,335,754	185,597	8.63
<b>TOTAL (ONGOING RECEIPTS)</b>	<b>\$ 1,641,203,288</b>	<b>\$ 1,699,623,137</b>	<b>\$ 58,419,848</b>	<b>3.56</b>
<b>ONE-TIME RECEIPTS</b>				
Transfer from Dept. of Agriculture	\$ 705,101	\$ 0	\$ (705,101)	(100.00)
Prior Period Adjustments	2,755,524	0	(2,755,524)	(100.00)
Refinancing Gains/Transfer from SDBA	0	7,082,539	7,082,539	100.00
Unexpended Carryovers and Specials	5,777,493	425,135	(5,352,358)	(92.64)
Transfer from Budget Reserve	6,603,463	14,859,866	8,256,403	125.03
Obligated Cash Carried Forward	16,898,828	19,354,553	2,455,725	14.53
<b>SUBTOTAL (ONE-TIME RECEIPTS)</b>	<b>\$ 32,740,409</b>	<b>\$ 41,722,093</b>	<b>\$ 8,981,684</b>	<b>100.00</b>
<b>GRAND TOTAL</b>	<b>\$ 1,673,943,697</b>	<b>\$ 1,741,345,230</b>	<b>\$67,401,533</b>	<b>4.03</b>


# FY2020 Budgeted Agency Reversions

(Includes percentage of agency general fund budget)

Agency	General Fund Reversion	Percent of Agency GF Budget	Agency	General Fund Reversion	Percent of Agency GF Budget
Agriculture	\$41,473	0.5%	Public Safety	\$190,473	4.1%
Attorney General	\$0	0.0%	Public Utilities Commission	\$6,085	1.0%
Board of Regents	\$1,803,299	0.8%	Revenue	\$110,669	6.8%
Corrections	\$1,206,229	1.1%	School and Public Lands	\$15,064	2.5%
Education	\$7,071,068	1.2%	Secretary of State	\$128,470	8.9%
Environment and Natural Resources	\$747	0.0%	Social Services	\$8,473,436	2.1%
Executive Management	\$1,214,082	3.1%	State Auditor	\$18,505	1.3%
Game, Fish, and Parks	\$8,244	0.1%	State Treasurer	\$16,318	2.8%
Health	\$1,471,898	15.2%	Tourism	\$0	0.0%
Human Services	\$3,709,785	2.1%	Transportation	\$428	0.1%
Labor and Regulation	\$0	0.0%	Tribal Relations	\$88,328	12.4%
Legislature	\$452,404	4.0%	Unified Judicial System	\$944,360	1.9%
Military	\$15,985	0.4%	Veterans' Affairs	\$162,511	3.4%
<b>TOTAL BUDGETED REVERSIONS</b>			<b>\$27,149,859</b>	<b>1.6%</b>	



# State of South Dakota



## FY2020 Year End Summary